

# LUXEON F PC Amber

Industry-leading solutions for turn applications

LUXEON F PC Amber and LUXEON F Plus PC Amber automotive LEDs deliver design flexibility and advanced functionality. These products, with their miniaturized form factor are designed to support daytime running lights, side marker and turn signal applications. The Lumileds automotive binning structure meets both SAE and ECE color specifications and is hot binned at 85°C, consistent with actual automotive operational environments. LUXEON F PC Amber and LUXEON F Plus PC Amber provide industry-leading solutions for your front and rear turn applications. All LUXEON F LEDs are AEC-Q101 qualified.



## FEATURES AND BENEFITS

- Higher drive current capability for increased flux performance
- Low thermal resistance for better hot lumen performance
- Standard packaging for low cost and ease of manufacturability
- Hot binned at 85°C mono pulse (MP) to match closer to operating conditions

## PRIMARY APPLICATIONS

- Daytime Running Lights
- Side Marker
- Turn
  - Front Turn
  - Rear Turn

# Table of Contents

**General Product Information** ..... 2

    Product Test Conditions ..... 2

    Part Number Nomenclature ..... 2

    Environmental Compliance ..... 2

**Performance Characteristics** ..... 3

    Product Selection Guide ..... 3

    Optical Characteristics ..... 3

    Electrical and Thermal Characteristics ..... 4

    Absolute Ratings ..... 4

**Characteristic Curves** ..... 5

    Spectral Power Distribution Characteristics ..... 5

    Light Output Characteristics ..... 5

    Forward Current Characteristics ..... 7

    Color Shift Characteristics ..... 8

    Radiation Pattern Characteristics ..... 9

    Operating Limits Characteristics ..... 10

    Permissible Pulse Handling Characteristics ..... 10

**Product Bin and Labeling Definitions** ..... 12

    Designing with LUXEON F PC Amber and LUXEON F Plus PC Amber ..... 12

    Decoding Product Bin Labeling ..... 12

    Luminous Flux Bins ..... 12

    Color Bins ..... 13

    Forward Voltage Bins ..... 14

**Mechanical Dimensions** ..... 14

    JEDEC Moisture Sensitivity ..... 14

**Packaging Information** ..... 15

    Pocket Tape Dimensions ..... 15

    Reel Dimensions ..... 15



# Performance Characteristics

## Product Selection Guide

Table 1. Product selection for LUXEON F PC Amber and LUXEON F Plus PC Amber at 20ms MP specified test current, T<sub>c</sub>=85°C.

PRODUCT	MINIMUM LUMINOUS FLUX <sup>[1]</sup> (lm)	TEST CURRENT (mA)	PART NUMBER
LUXEON F PC Amber	70	350	LFTH-L1A-0070
	80	350	LFTH-L1A-0080
	90	350	LFTH-L1A-0090
LUXEON F Plus PC Amber	164	1000	LFTH-L1C-0164
	174	1000	LFTH-L1C-0174
	185	1000	LFTH-L1C-0185
	196	1000	LFTH-L1C-0196
	207	1000	LFTH-L1C-0207

Notes for Table 1:  
1. Lumileds maintains a tolerance of ±6.5% on luminous flux measurements.

## Optical Characteristics

Table 2. Typical optical characteristics for LUXEON F PC Amber and LUXEON F Plus PC Amber at 20ms MP test current, T<sub>c</sub>=85°C.

PART NUMBER	DOMINANT WAVELENGTH (nm)		SPECTRAL HALF-WIDTH <sup>[1]</sup> (nm) Δλ <sub>1/2</sub>	TEMPERATURE COEFFICIENT OF DOMINANT WAVELENGTH (nm/°C)	TOTAL INCLUDED ANGLE <sup>[2]</sup> θ <sub>0.90V</sub>	VIEWING ANGLE <sup>[3]</sup> 2θ <sub>1/2</sub>
	MINIMUM	MAXIMUM				
LFTH-L1X-0XXX	588.8	592.6	75	0.06	164°	118°

Notes for Table 2:  
1. Spectral width at ½ of the peak intensity.  
2. Total angle at which 90% of total luminous flux is captured.  
3. Viewing angle is the off axis angle from the LED centerline where the luminous intensity is ½ of the peak value.

## Electrical and Thermal Characteristics

Table 3. Electrical and thermal characteristics for LUXEON F PC Amber and LUXEON F Plus PC Amber at MP specified test current,  $T_c=85^\circ\text{C}$ .

PART NUMBER	FORWARD VOLTAGE (V) <sup>[1]</sup>		DYNAMIC RESISTANCE <sup>[2]</sup> ( $\Omega$ ) $R_D$	TEMPERATURE COEFFICIENT OF FORWARD VOLTAGE <sup>[3]</sup> ( $\text{mV}/^\circ\text{C}$ ) $\Delta V_f / \Delta T_j$	TYPICAL THERMAL RESISTANCE — JUNCTION TO CASE ( $^\circ\text{C}/\text{W}$ )			
					$R\theta_{j-c, \text{el}}$ <sup>[4]</sup>		$R\theta_{j-c, \text{real}}$ <sup>[5]</sup>	
	MINIMUM	MAXIMUM			TYPICAL	MAXIMUM	TYPICAL	MAXIMUM
LFTH-L1A-0XXX	2.55	3.27	0.3	-2.1	2.50	2.80	3.27	3.66
LFTH-L1C-0XXX	2.55	3.27	0.2	-2.5	2.50	2.80	3.04	3.40

**Notes for Table 3:**

- Lumileds maintains a tolerance of  $\pm 0.06\text{V}$  on forward voltage measurements.
- Dynamic resistance is the inverse of the slope in linear forward voltage model for LEDs.
- Measured between  $T_c=80^\circ\text{C}$  and  $T_c=90^\circ\text{C}$  at binning current.
- $R\theta_{j-c, \text{el}}$ : Electrical thermal resistance (junction to case).
- $R\theta_{j-c, \text{real}}$ : Real thermal resistance (junction to case) with wall plug efficiency included. Reference JESD51-51, JESD51-14, 4.1.3.

## Absolute Ratings

Table 4. Absolute ratings for LUXEON F PC Amber and LUXEON F Plus PC Amber.

PARAMETER	PERFORMANCE
Minimum DC Forward Current	50mA
Maximum DC Forward Current	700mA for LUXEON F PC Amber 1000mA for LUXEON F Plus PC Amber
Maximum Junction Temperature <sup>[1]</sup>	135°C
Operating Case Temperature at Test Current <sup>[1]</sup>	-40°C to 125°C
Operating Case Temperature at Maximum Current <sup>[1]</sup>	-40°C to 125°C
Storage Temperature	-40°C to 130°C
Maximum Soldering Temperature	260°C
Allowable Reflow Cycles	3
ESD Sensitivity <sup>[2]</sup>	$\pm 8 \text{ kV HBM}$ , $\pm 400 \text{ V MM}$ , $\pm 2 \text{ kV CDM}$
Reverse Voltage ( $V_r$ )	LUXEON F LEDs are not designed to be driven in reverse bias
Autoclave Conditions	121°C at 2 ATM 100% Relative Humidity for 96 Hours Maximum

**Notes for Table 4:**

- Proper current derating must be used to maintain junction temperature below the maximum. LUXEON F LEDs driven at or above the maximum LED case temperature may have shorter lifetime.
- Measured using human body model (per JESD22 A114), machine model (per JESD22 A115) and charged device model (per JESD22 C101).

# Characteristic Curves

## Spectral Power Distribution Characteristics

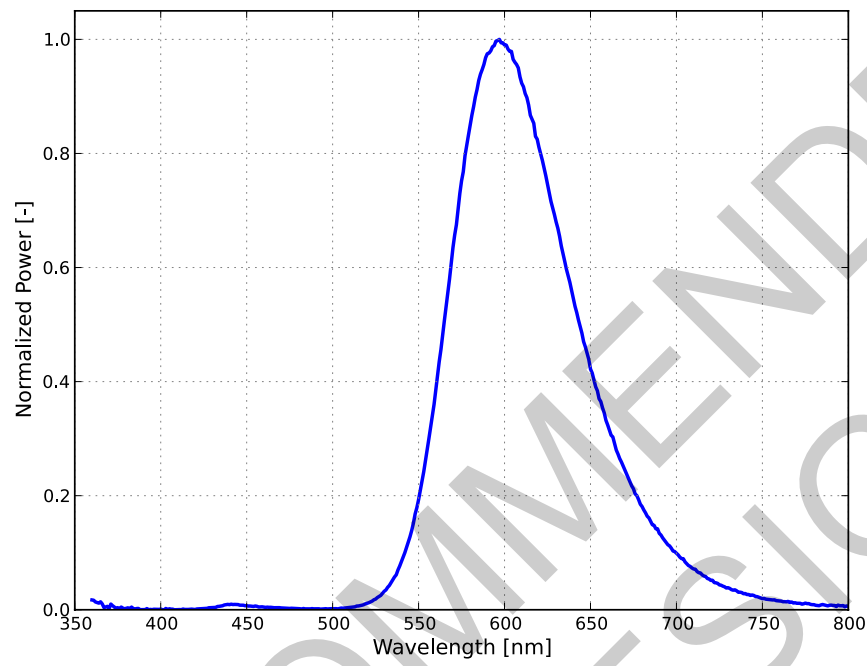


Figure 2: Typical normalized power vs. wavelength for LUXEON F PC Amber and LUXEON F Plus PC Amber at test current,  $T_c=85^{\circ}\text{C}$ .

## Light Output Characteristics

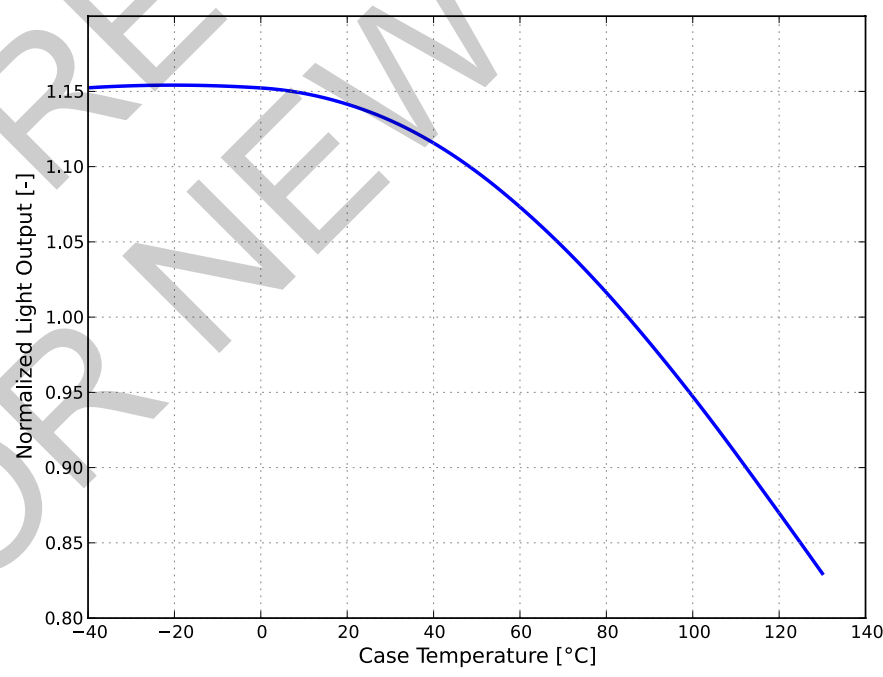


Figure 3a: Typical normalized light output vs. case temperature for LUXEON F PC Amber at 20ms MP, 350mA.

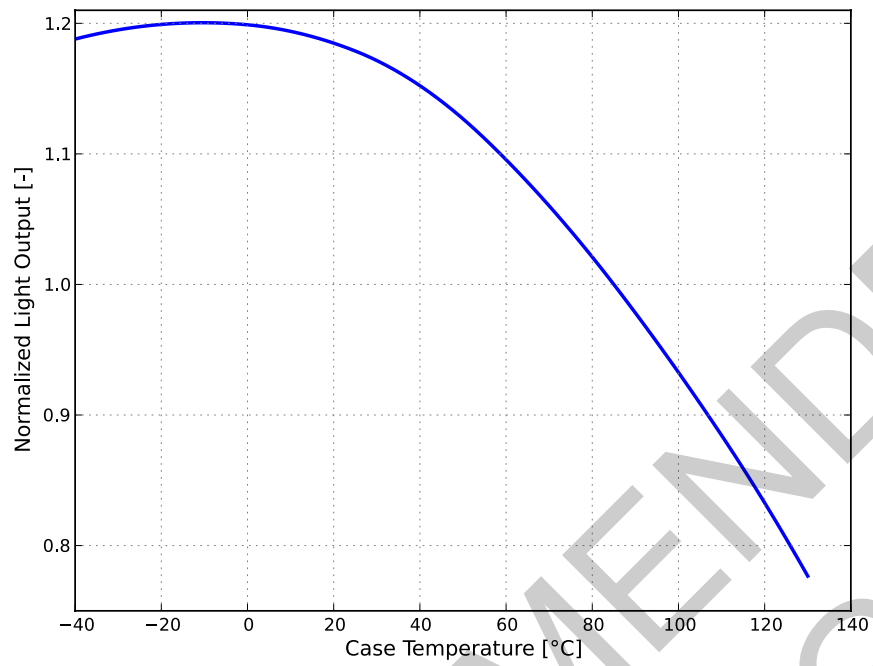


Figure 3b: Typical normalized light output vs. case temperature for LUXEON F Plus PC Amber at 20ms MP, 1000mA.

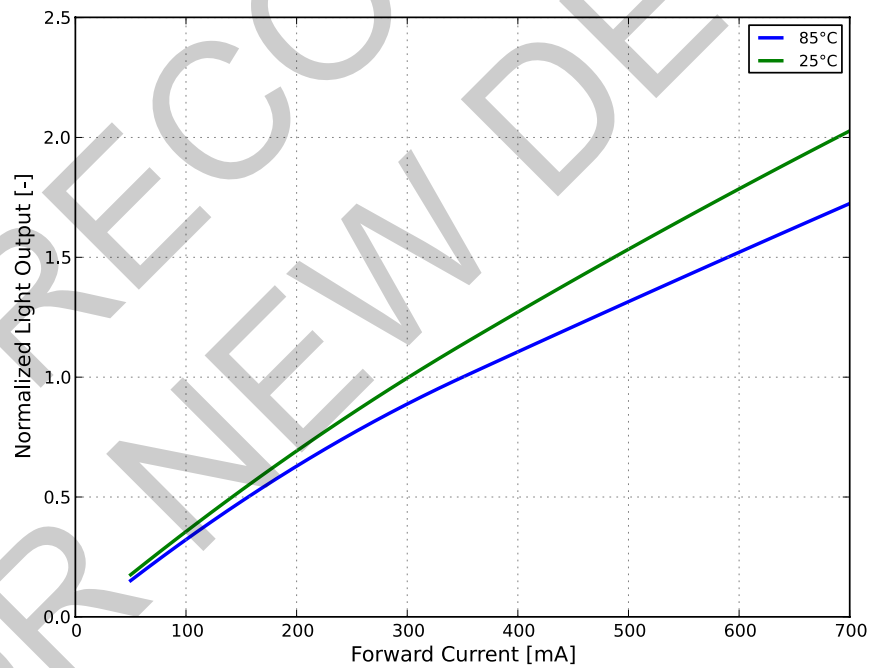


Figure 4a: Typical normalized light output vs. forward current for LUXEON F PC Amber.

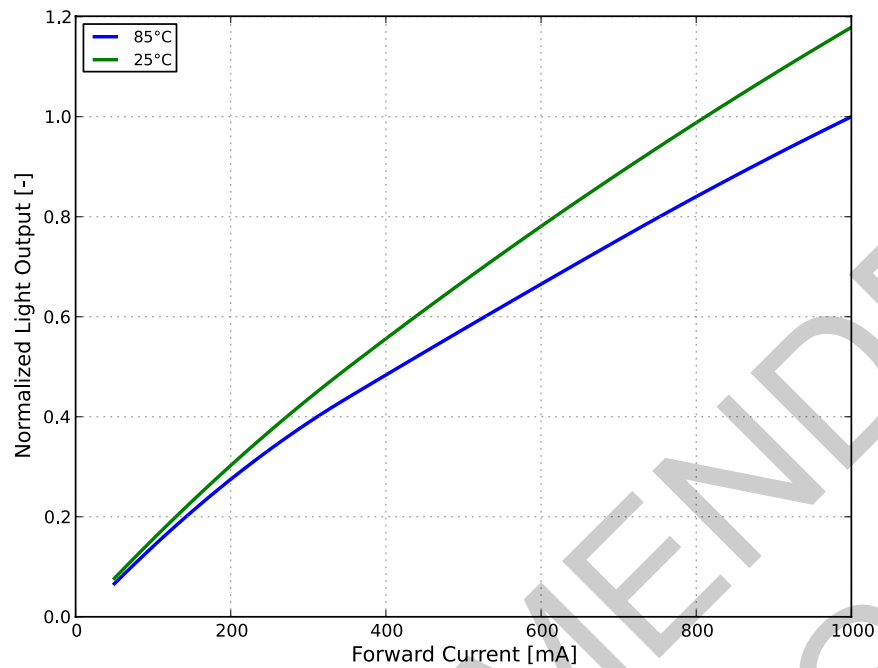


Figure 4b: Typical normalized light output vs. forward current for LUXEON F Plus PC Amber.

## Forward Current Characteristics

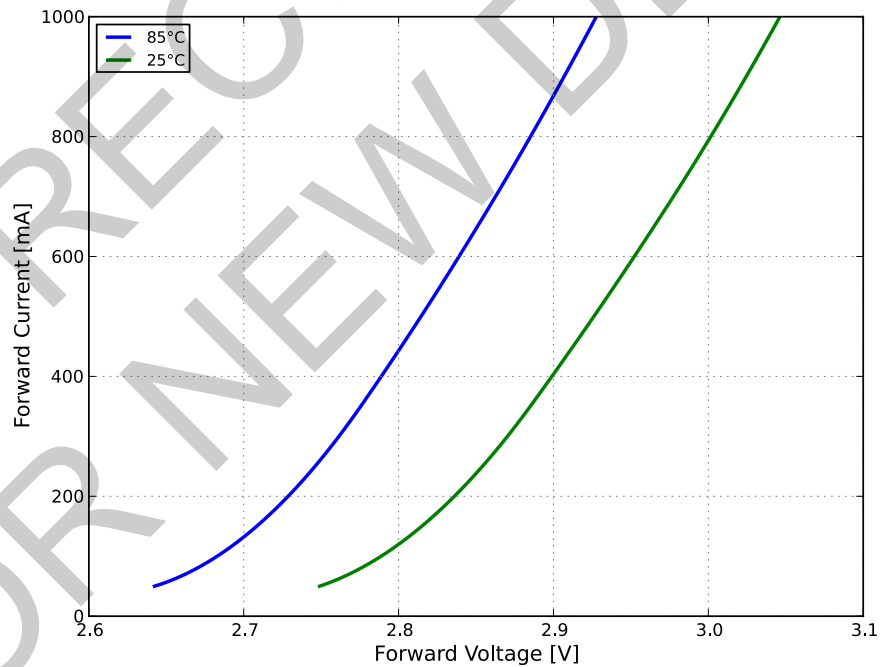


Figure 5: Typical forward current vs. forward voltage for LUXEON F PC Amber and LUXEON F Plus PC Amber at 20ms MP at specified test temperature.



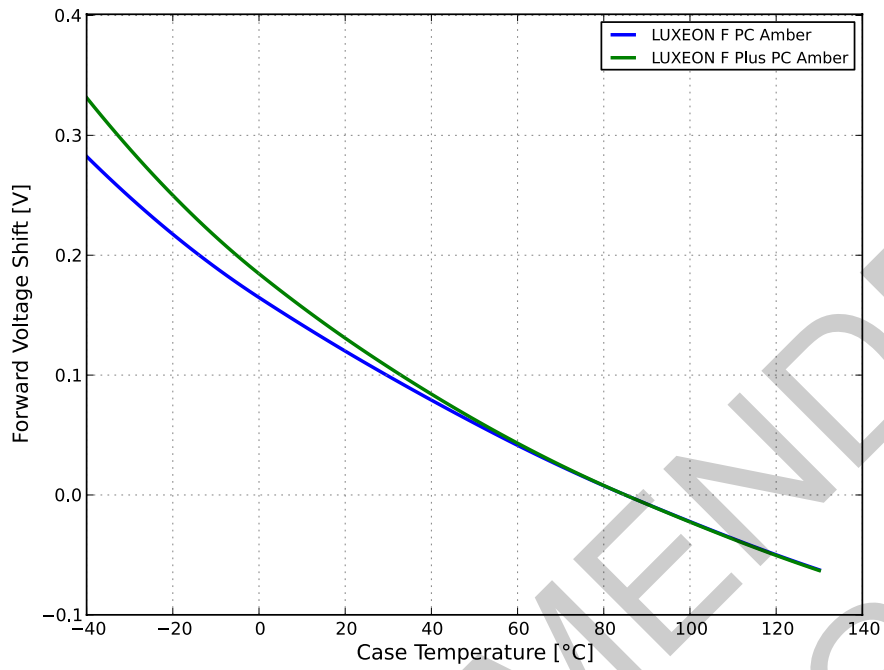


Figure 6: Typical forward voltage shift vs. case temperature for LUXEON F PC Amber and LUXEON F Plus PC Amber at 20ms MP, specified test current.

## Color Shift Characteristics

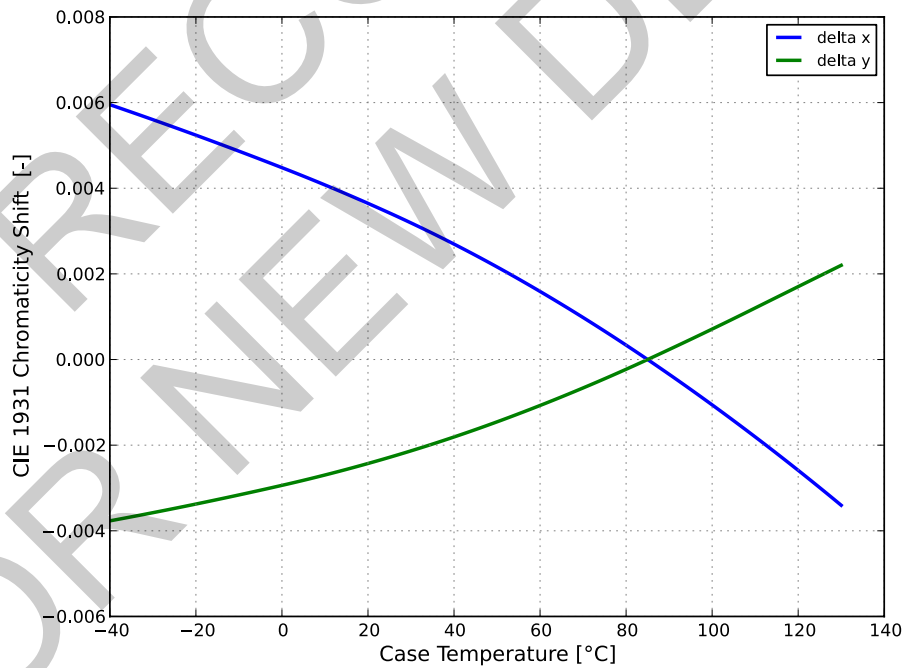


Figure 7a. Typical color shift in CIE 1931 x, y coordinates for LUXEON F PC Amber at 20ms MP, 350mA.

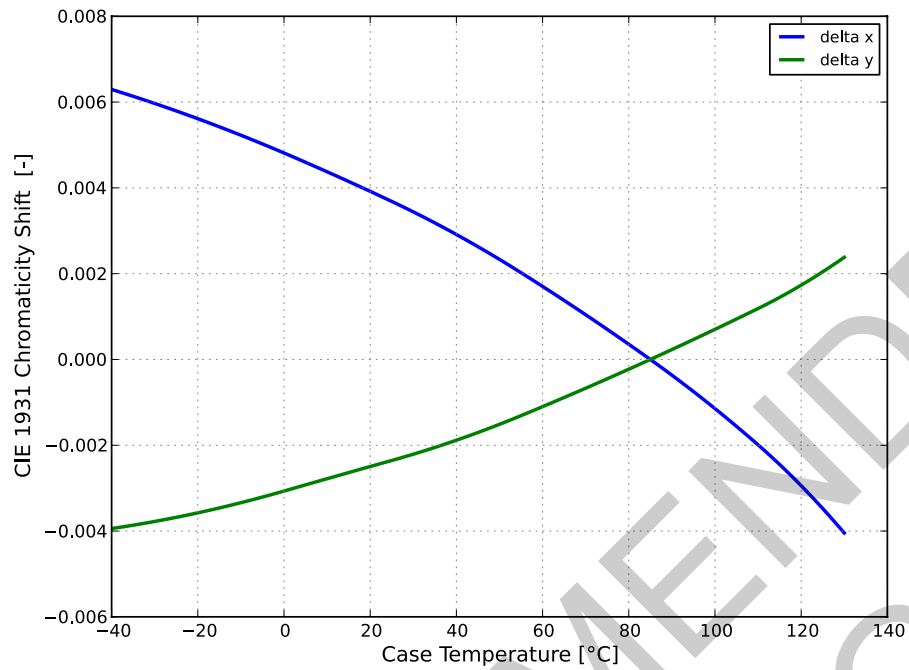


Figure 7b. Typical color shift in CIE1931 x,y coordinates for LUXEON F Plus PC Amber at 20ms MP, 1000mA.

## Radiation Pattern Characteristics

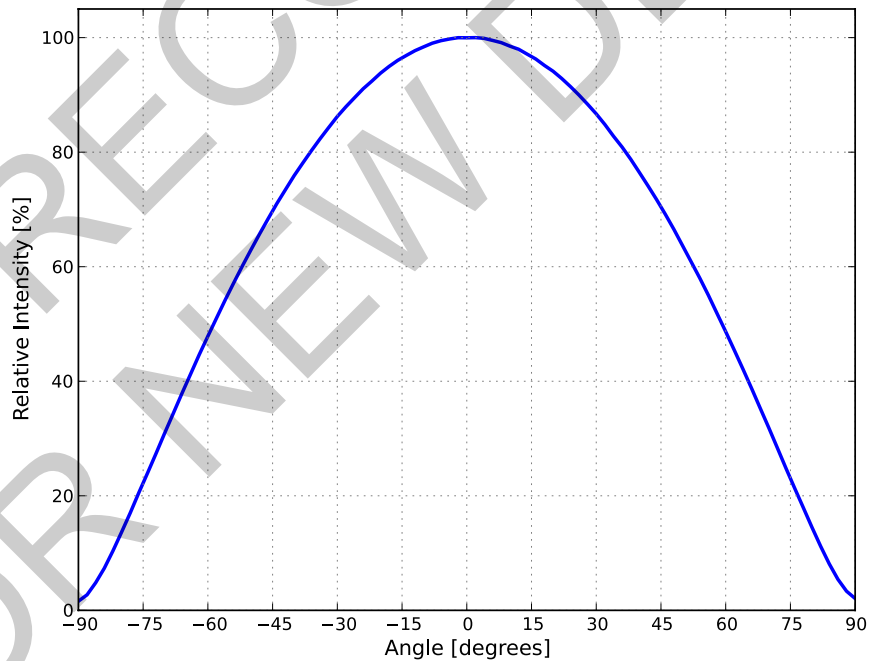


Figure 8: Typical radiation pattern for LUXEON F PC Amber and LUXEON F Plus PC Amber at 20ms MP specified test current,  $T_c=85^{\circ}\text{C}$ .

# Operating Limits Characteristics

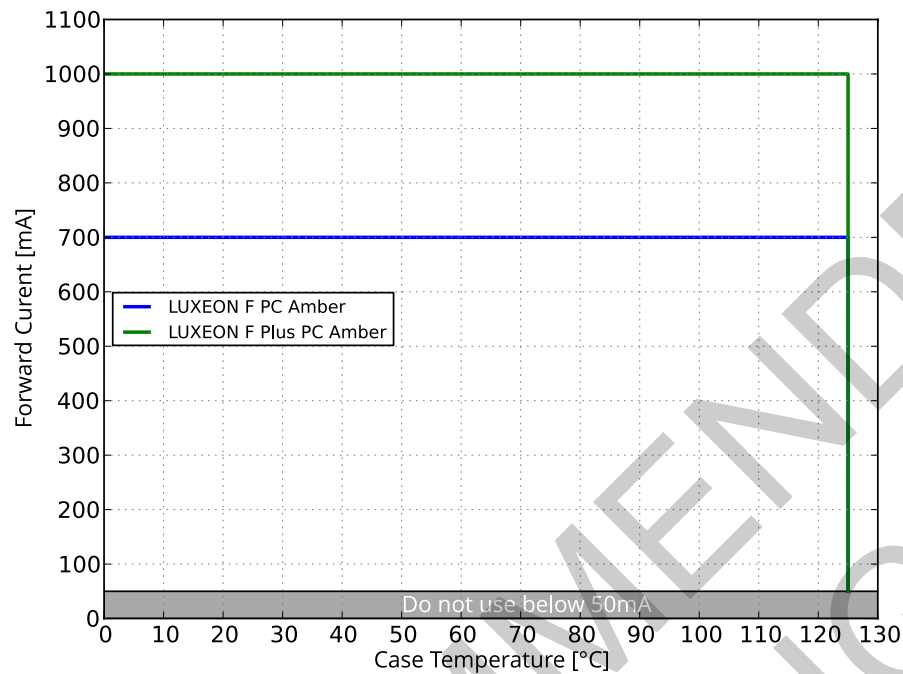


Figure 9: Maximum forward current vs. case temperature for LUXEON F PC Amber and LUXEON F Plus PC Amber.

# Permissible Pulse Handling Characteristics

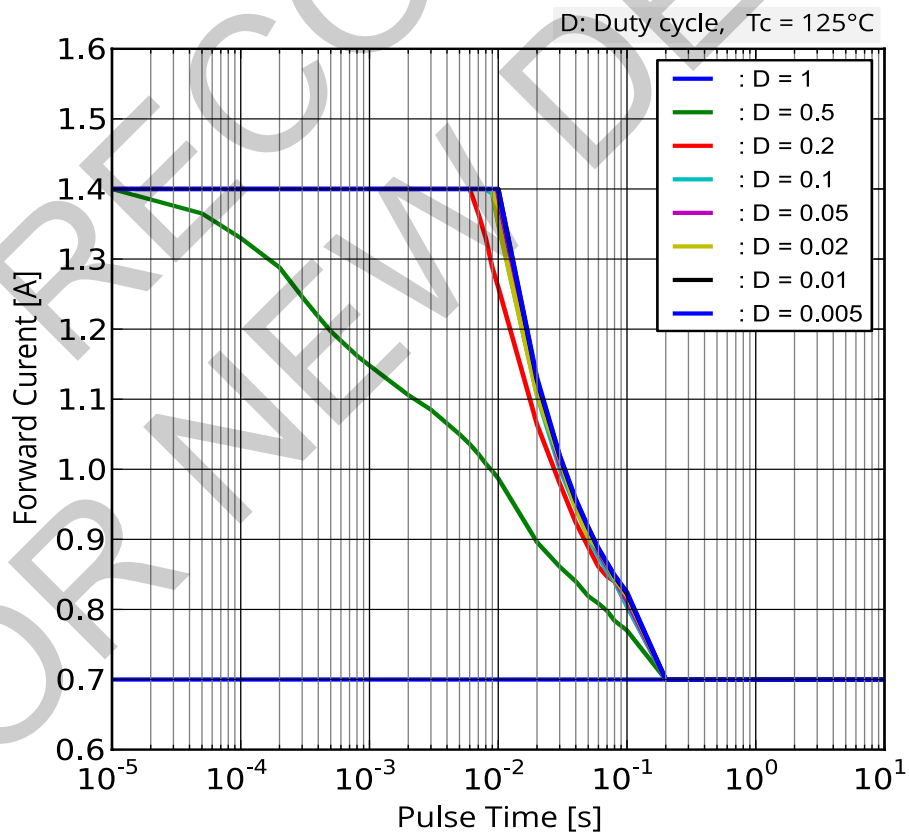


Figure 10a: Permissible pulse handling capability for LUXEON F PC Amber.

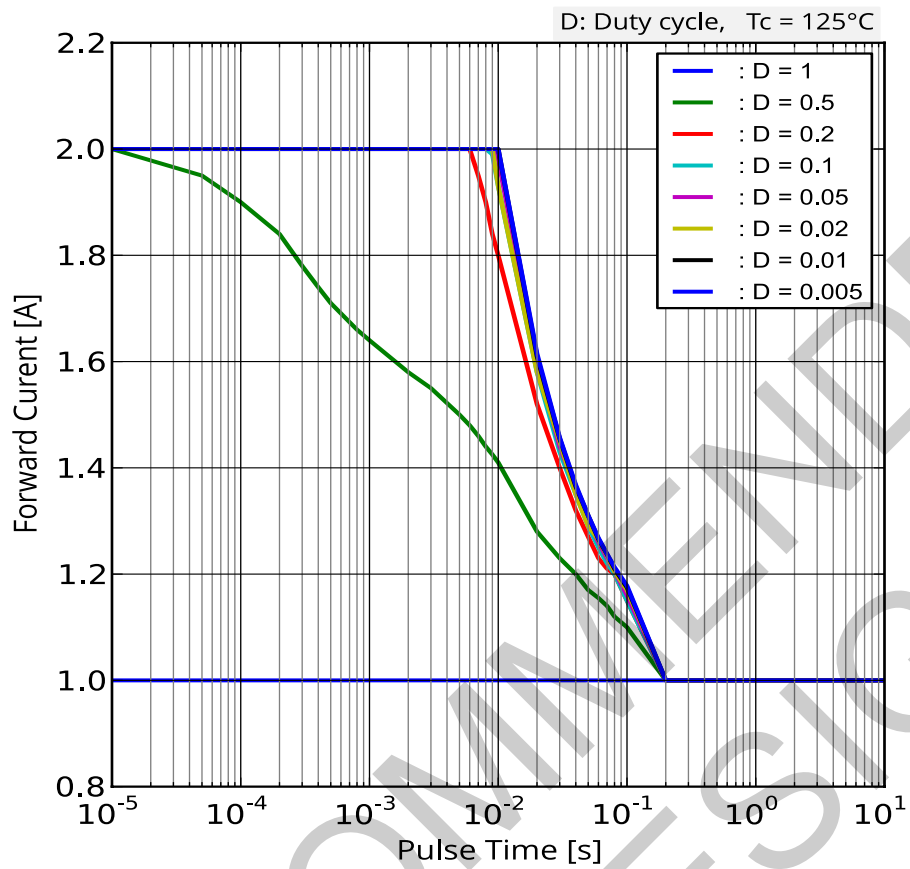


Figure 10b: Permissible pulse handling capability for LUXEON F Plus PC Amber.

# Product Bin and Labeling Definitions

## Designing with LUXEON F PC Amber and LUXEON F Plus PC Amber

Flux bins supportable for car programs depend on product color and program start- and end-of-production date. Flux roadmaps by year and product color are maintained and available from the sales representative. Please contact your local sales representative to request the flux bin range with best supportability for program timing.

## Decoding Product Bin Labeling

In the manufacturing of semiconductor products, there are variations in performance around the average values given in the technical datasheets. For this reason, Lumileds bins the LED components for luminous flux, color and forward voltage.

LUXEON F PC Amber and LUXEON F Plus PC Amber are labeled using a 3-digit alphanumeric CAT code following the format below.

### A B C

Where:

- A** – designates luminous flux bin (example: D=70 lumens to 80 lumens)
- B** – designates color bin (example: A or B)
- C** – designates forward voltage bin (example: B=2.55V to 2.79V)

Therefore, a LUXEON F PC Amber with a lumen range of 70 to 80, color bin of A and a forward voltage range of 2.55 to 2.79V has the following CAT code:

### D A B

## Luminous Flux Bins

Table 5 lists the standard luminous flux bins for LUXEON F PC Amber and LUXEON F Plus PC Amber emitters. Product availability in a particular bin varies by color and platform start of production date. Contact local sales representative for best supportability of programs.

Table 5a. Luminous flux bin definitions for LUXEON F PC Amber at 20ms MP specified test current,  $T_c=85^\circ\text{C}$ .

BIN	LUMINOUS FLUX (lm) <sup>[1]</sup>	
	MINIMUM	MAXIMUM
D	70	80
E	80	90
F	90	100
G	100	110
H	110	120
J	120	130

**Notes for Table 5a:**

1. Lumileds maintains a tolerance of  $\pm 6.5\%$  on luminous flux measurements.

Table 5b. Luminous flux bin definitions for LUXEON F Plus PC Amber at 20ms MP specified test current,  $T_c=85^{\circ}\text{C}$ .

BIN	LUMINOUS FLUX (lm) <sup>[1]</sup>	
	MINIMUM	MAXIMUM
L	153	164
M	164	174
N	174	185
P	185	196
Q	196	207
R	207	218
S	218	240

Notes for Table 5b:  
1. Lumileds maintains a tolerance of  $\pm 6.5\%$  on luminous flux measurements.

Color Bins

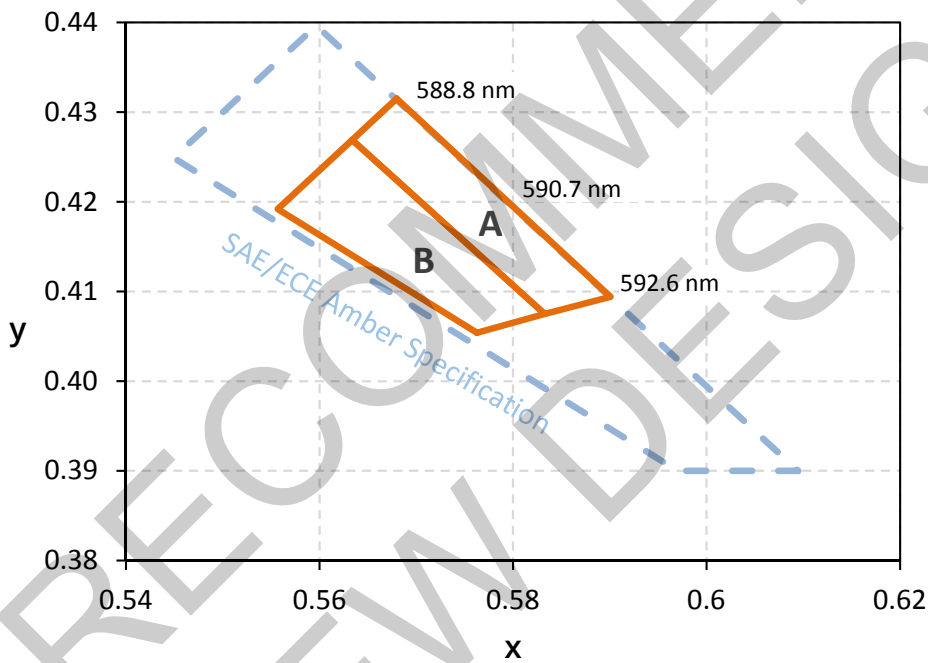


Figure 11. Color bin structure in CIE 1931 color space for LUXEON F PC Amber and LUXEON F Plus PC Amber.

Table 6. Color bin definitions for LUXEON F PC Amber and LUXEON F Plus PC Amber at 20ms MP specified test current.

BIN	x	y
A	0.5680	0.4315
	0.5634	0.4269
	0.5833	0.4075
	0.5901	0.4094
B	0.5763	0.4054
	0.5833	0.4075
	0.5634	0.4269
	0.5557	0.4192

Notes for Table 6:  
1. Lumileds maintains a tolerance of  $\pm 0.005$  on x and y coordinates in the CIE 1931 color space.

# Forward Voltage Bins

Table 7. Forward voltage bin definitions for LUXEON F PC Amber and LUXEON F Plus PC Amber.

BIN <sup>[1]</sup>	FORWARD VOLTAGE <sup>[2]</sup> (V)	
	MINIMUM	MAXIMUM
B	2.55	2.79
C	2.79	3.03
D	3.03	3.27

Notes for Table 7:

1. Although several bins are outlined, product availability in a particular bin varies by production run and by product performance.

2. Lumileds maintains a tolerance of ±0.06V on forward voltage measurements.

# Mechanical Dimensions

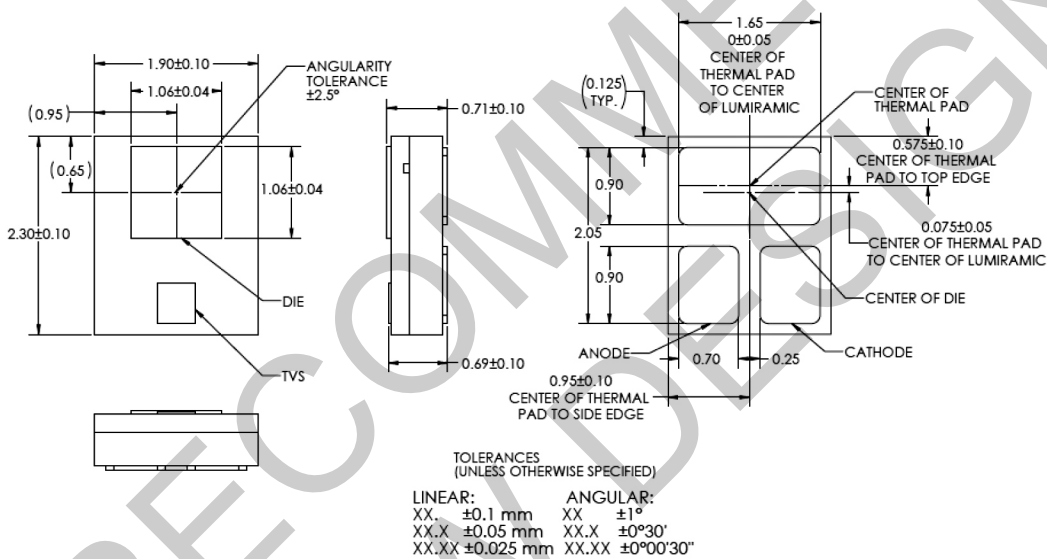


Figure 12: Mechanical dimensions for LUXEON F PC Amber and LUXEON F Plus PC Amber.

Notes for Figure 12:

1. Drawings are not to scale.

2. All dimensions are in millimeters.

# JEDEC Moisture Sensitivity

Table 8. Moisture sensitivity levels for LUXEON F PC Amber and LUXEON F Plus PC Amber.

LEVEL	FLOOR LIFE		SOAK REQUIREMENTS STANDARD	
	TIME	CONDITIONS	TIME	CONDITIONS
1	Unlimited	≤30°C / 85% RH	168 Hours +5 / -0	85°C / 85% RH





## About Lumileds

Companies developing automotive, mobile, IoT and illumination lighting applications need a partner who can collaborate with them to push the boundaries of light. With over 100 years of inventions and industry firsts, Lumileds is a global lighting solutions company that helps customers around the world deliver differentiated solutions to gain and maintain a competitive edge. As the inventor of Xenon technology, a pioneer in halogen lighting and the leader in high performance LEDs, Lumileds builds innovation, quality and reliability into its technology, products and every customer engagement. Together with its customers, Lumileds is making the world safer, better and more beautiful—with light.

To learn more about our lighting solutions, visit [lumileds.com](https://lumileds.com).



©2025 Lumileds Holding B.V. All rights reserved.  
LUXEON is a registered trademark of the Lumileds Holding B.V. in the United States and other countries.  
[lumileds.com](https://lumileds.com)

Neither Lumileds Holding B.V. nor its affiliates shall be liable for any kind of loss of data or any other damages, direct, indirect or consequential, resulting from the use of the provided information and data. Although Lumileds Holding B.V. and/or its affiliates have attempted to provide the most accurate information and data, the materials and services information and data are provided “as is,” and neither Lumileds Holding B.V. nor its affiliates warrants or guarantees the contents and correctness of the provided information and data. Lumileds Holding B.V. and its affiliates reserve the right to make changes without notice. You as user agree to this disclaimer and user agreement with the download or use of the provided materials, information and data. A listing of Lumileds product/patent coverage may be accessed at [lumileds.com/patents](https://lumileds.com/patents).