



LUXEON Versat 2020 50 AM

Smallest, lambertian flat top emitter

LUXEON Versat 2020 is the industry-leading compact solution for modern automotive turn signal applications. Its superior luminance, thermal management, and compact size offer unparalleled design flexibility by maximizing ease-of-integration with optical systems.

LUXEON Versat 2020 50 AM is available in the following color wavelengths:

- Amber (586 nm)
- Amber (590 nm)



FEATURES AND BENEFITS

Low thermal resistance and power consumption results in simplified thermal management and system cost

Shorter wavelength capability enables enhanced cover lens flexibility

High flux output provides flexibility in styling and optical design

Higher drive current capability for increased flux performance

PRIMARY APPLICATIONS

Rear Turn

Table of Contents

General Product Information	2
Product Test Conditions	2
Part Number Nomenclature	2
Environmental Compliance	2
Performance Characteristics	3
Product Selection Guide	3
Optical Characteristics	3
Electrical and Thermal Characteristics	3
Absolute Ratings	4
JEDEC Moisture Sensitivity	4
Characteristic Curves	5
Spectral Power Distribution Characteristics	5
Light Output Characteristics	6
Forward Current and Voltage Characteristics	7
Radiation Pattern Characteristics	8
Operating Limits Characteristics	8
Product Bin and Labeling Definitions	9
Designing with LUXEON Versat 2020 50 AM	9
Decoding Product Bin Labeling	9
Luminous Flux Bins	10
Color Codes	11
Forward Voltage Bins	11
Mechanical Dimensions	11
Reflow Soldering Guidelines	12
Packaging Information	13
Pocket Tape Dimensions	13
Reel Dimensions	13
Product Labelling	14

General Product Information

Product Test Conditions

LUXEON Versat 2020 50 AM LEDs are tested and binned using a 20 ms monopulse (MP) at 50 mA drive current, case temperature, T_c of 25 °C.

Part Number Nomenclature

Part numbers for LUXEON Versat 2020 50 AM follow the convention below:

A 1 V B – **A B C D E F G H J K M N P**

Where:

- A – designates product segment (A = Automotive)
- 1 – designates product level (1 = Level 1)
- V – designates product line/family (V = LUXEON Versat)
- B – designates package size (B = 2020)
- A B C D** – designates color variant (A584 = 584 nm)
- E** – designates binning current (B = 50 mA)
- F** – designates binning configuration (1 = single binning)
- G** – open space (0 = standard part)
- H** – designates minimum luminous flux (refer to luminous flux bins)
- J** – designates maximum luminous flux (refer to luminous flux bins)
- K** – designates minimum forward voltage (refer to forward voltage bins)
- M** – designates maximum forward voltage (refer to forward voltage bins)
- N P** – reserved for custom part numbers (00 = standard part)

Therefore, the following part number is used for a LUXEON Versat 2020 50 AMber with a luminous flux range of 5.1 lumens to 8.7 lumens, and a forward voltage range of 1.90–2.50 volts:

A 1 V B – **A 5 8 4 B 1 0 C E A D 0 0**

Environmental Compliance

Lumileds LLC is committed to providing environmentally friendly products to the solid-state lighting market. LUXEON Versat 2020 50 AM is compliant to the European Union directives on the restriction of hazardous substances in electronic equipment, namely the RoHS Directive 2011/65/EU and REACH Regulation (EC) 1907/2006. Lumileds LLC will not intentionally add the following restricted materials to its products: lead, mercury, cadmium, hexavalent chromium, polybrominated biphenyls (PBB) or polybrominated diphenyl ethers (PBDE).

Performance Characteristics

Product Selection Guide

Table 1. Product selection for LUXEON Versat 2020 50 AM at 20 ms MP, 50 mA, $T_c = 25\text{ }^\circ\text{C}$

COLOR	DOMINANT WAVELENGTH ^[1,2] (nm)	PART NUMBER
Amber	586	A1VB - A584B
Amber	590	A1VB - A588B

Notes for Table 1:

1. Dominant wavelength is derived from the CIE 1931 Chromaticity diagram and represents perceived color.
2. Lumileds maintains a tolerance of $\pm 1\text{ nm}$ for dominant wavelength measurements.

Optical Characteristics

Table 2. Typical optical characteristics for LUXEON Versat 2020 50 AM at 20 ms MP, 50 mA, $T_c = 25\text{ }^\circ\text{C}$

PART NUMBER	TYPICAL TOTAL INCLUDED ANGLE ^[1] $\theta_{0.90V}$	TYPICAL VIEWING ANGLE ^[2] $2\theta_{1/2}$
A1VB-xxxxB	138°	120°

Notes for Table 2:

1. Total angle at which 90% of total luminous flux is captured.
2. Viewing angle is the off axis angle from the LED centerline where the luminous intensity is $\frac{1}{2}$ of the peak value.

Electrical and Thermal Characteristics

Table 3. Typical electrical and thermal characteristics for LUXEON Versat 2020 50 AM at 20 ms MP, 50 mA $T_c = 25\text{ }^\circ\text{C}$

PART NUMBER	FORWARD VOLTAGE (V_f)		THERMAL RESISTANCE – JUNCTION TO CASE ($^\circ\text{C}/\text{W}$)			
			$R_{\theta_{j-c}} \text{ ELEC}$ ^[2]		$R_{\theta_{j-c}} \text{ REAL}$ ^[3]	
	MINIMUM	MAXIMUM	TYPICAL	MAXIMUM	TYPICAL	MAXIMUM
A1VB-AxxxBx0xxxxxx	1.90	2.65	46.0	50.0	50.5	56.0

Notes for Table 3:

1. $R_{\theta_{j-c}} \text{ elec}$: Electrical thermal resistance (junction to case).
2. $R_{\theta_{j-c}} \text{ real}$: Real thermal resistance (junction to case) with wall plug efficiency included. Reference JESD51-51, JESD51-14, 4.1.3.
3. All values are typical unless otherwise stated.

Absolute Ratings

Table 4. Absolute ratings for LUXEON Versat 2020 50 AM

PARAMETER	PERFORMANCE
Minimum DC Forward Current	4 mA
Maximum DC Forward Current	70 mA
Maximum Junction Temperature ^[1]	135 °C
Operating Case Temperature at Test Current ^[1]	-40 to 120 °C
LED Storage Temperature	-40 to 120 °C
Soldering Temperature	JEDEC 020E 260 °C
Allowable Reflow Cycles	3
Minimum ESD Sensitivity ^[2]	±3 kV HBM
Reverse Voltage ($V_{reverse}$) ^[3]	-39 V

Notes for Table 4:

1. Proper current derating must be observed to maintain junction temperature below the maximum, so that the LED is maintained below the maximum rated operating case temperature. LUXEON Versat 2020 50 AM LEDs driven at or above the maximum rated operating case temperature may have shorter lifetime.
2. Measured using human body model (per ANSI/ESDA/JEDEC JS-001-2010) and charged device model (per JESD22-C101F).
3. LUXEON Versat 2020 50 AM is not designed to be driven in reverse bias.

JEDEC Moisture Sensitivity

Table 5. Moisture sensitivity levels for LUXEON Versat 2020 50 AM

LEVEL	FLOOR LIFE		STANDARD SOAK REQUIREMENTS	
	TIME	CONDITIONS	TIME	CONDITIONS
2	1 Year	≤30 °C /60 % RH	168 Hours +5 / -0	85 °C /60 % RH

Characteristic Curves

Spectral Power Distribution Characteristics

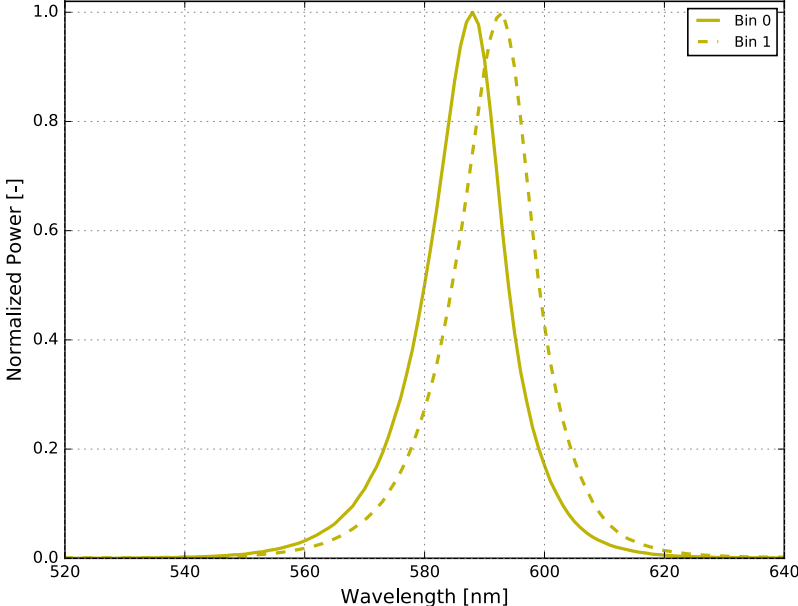


Figure 1. Typical normalized power vs. wavelength for LUXEON Versat 2020 50 AM at 50 mA, $T_c = 25\text{ }^\circ\text{C}$

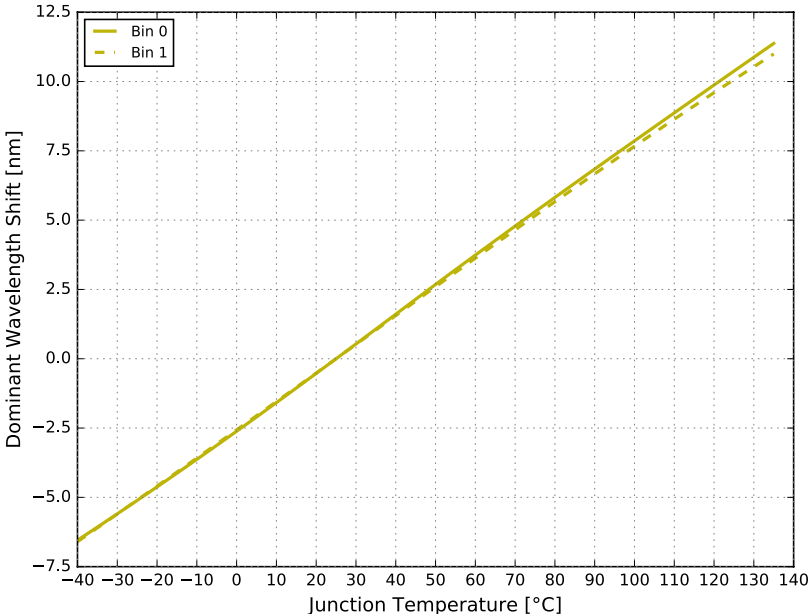


Figure 2. Typical wavelength shift vs. junction temperature for LUXEON Versat 2020 50 AM at 50 mA

Light Output Characteristics

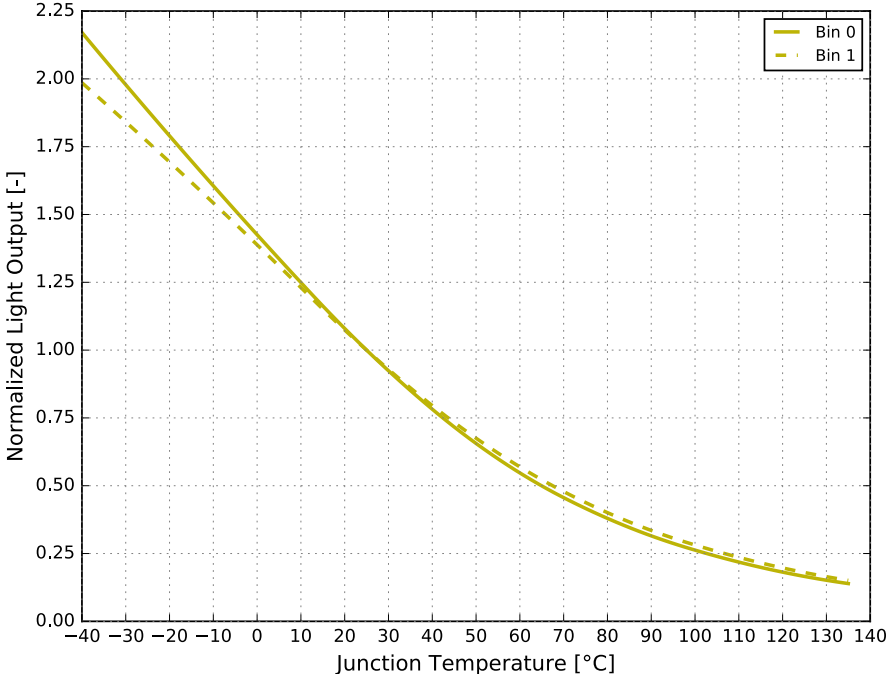


Figure 3. Typical normalized light output vs. junction temperature for LUXEON Versat 2020 50 AM at 50 mA

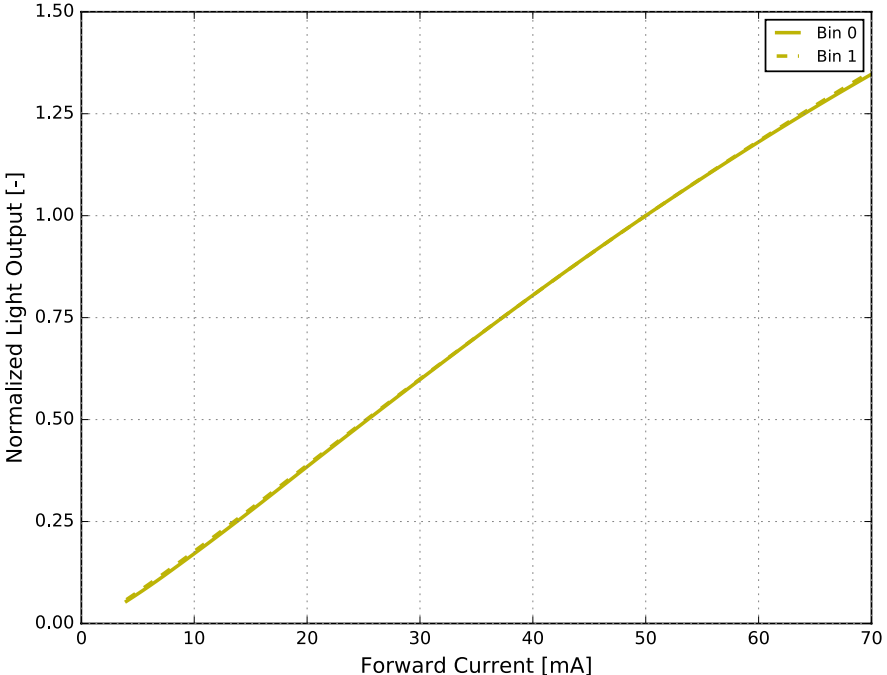


Figure 4. Typical normalized light output vs. forward current for LUXEON Versat 2020 50 AM at $T_c = 25\text{ }^\circ\text{C}$

Forward Current and Voltage Characteristics

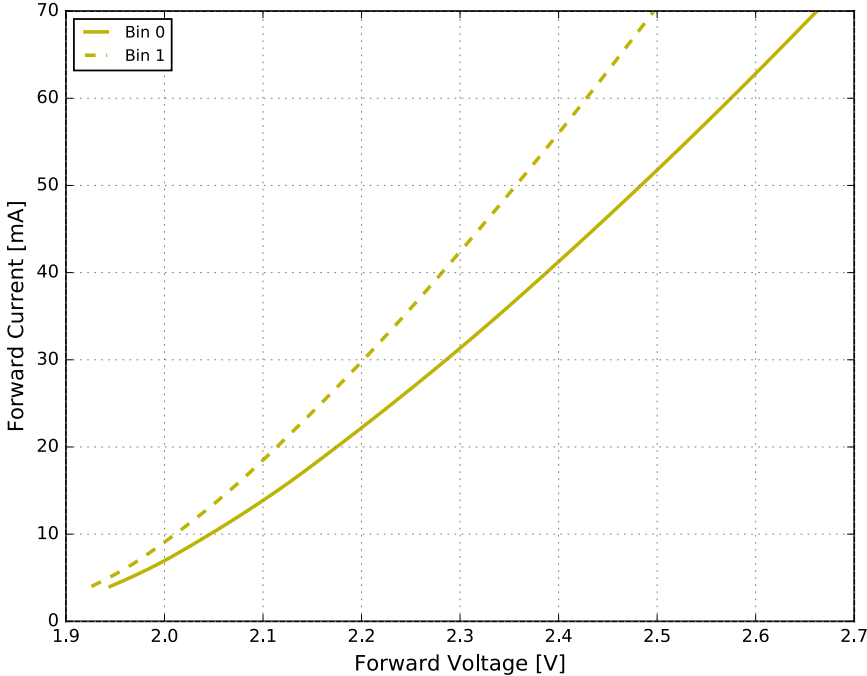


Figure 5. Typical forward current vs. forward voltage for LUXEON Versat 2020 50 AM at $T_c = 25\text{ }^\circ\text{C}$

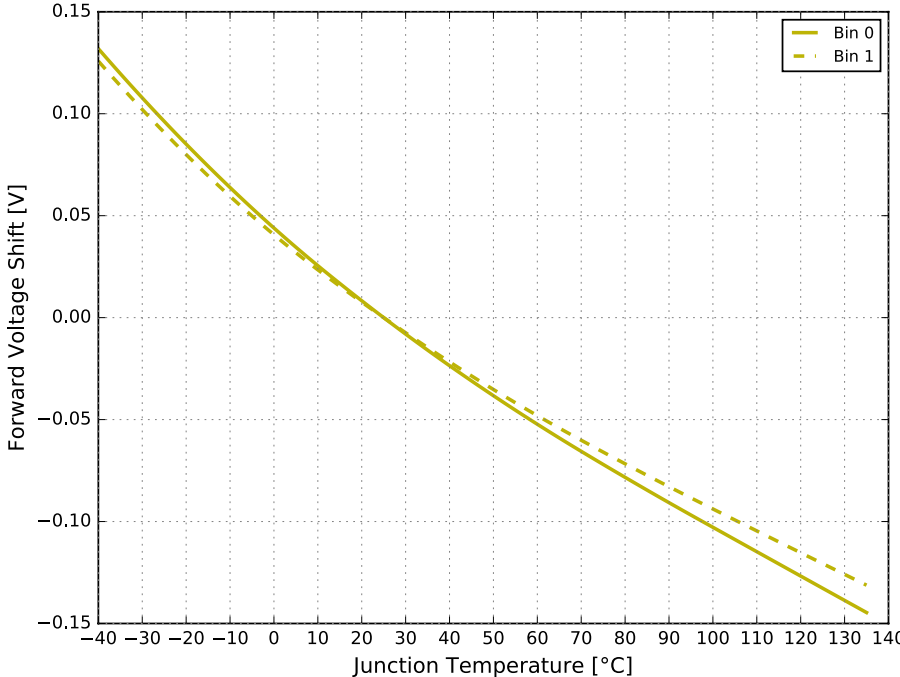


Figure 6. Typical forward voltage shift vs. junction temperature for LUXEON Versat 2020 50 AM at 50 mA

Radiation Pattern Characteristics

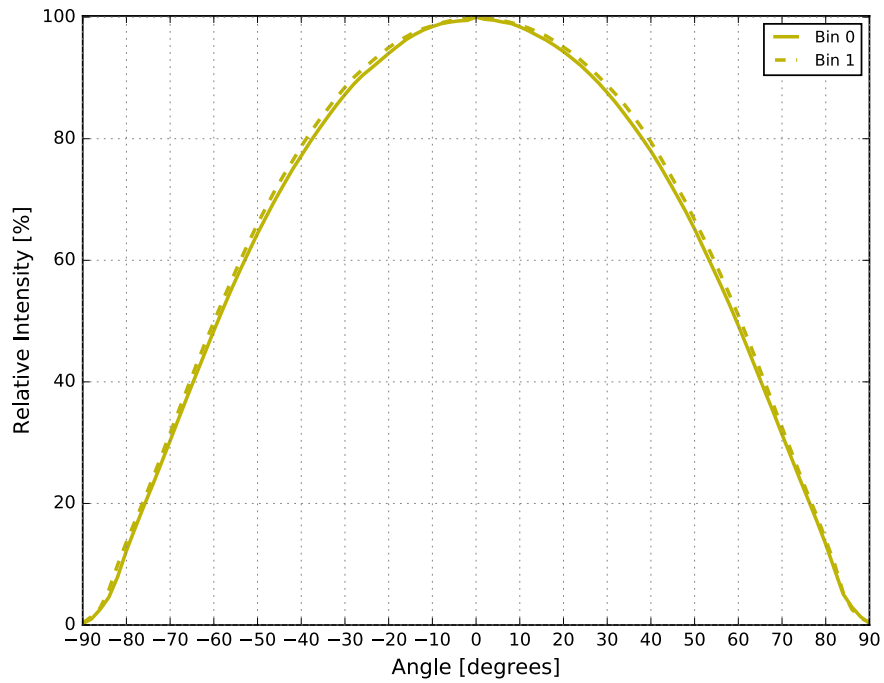


Figure 7. Typical radiation pattern for LUXEON Versat 2020 50 AM at 50 mA

Operating Limits Characteristics

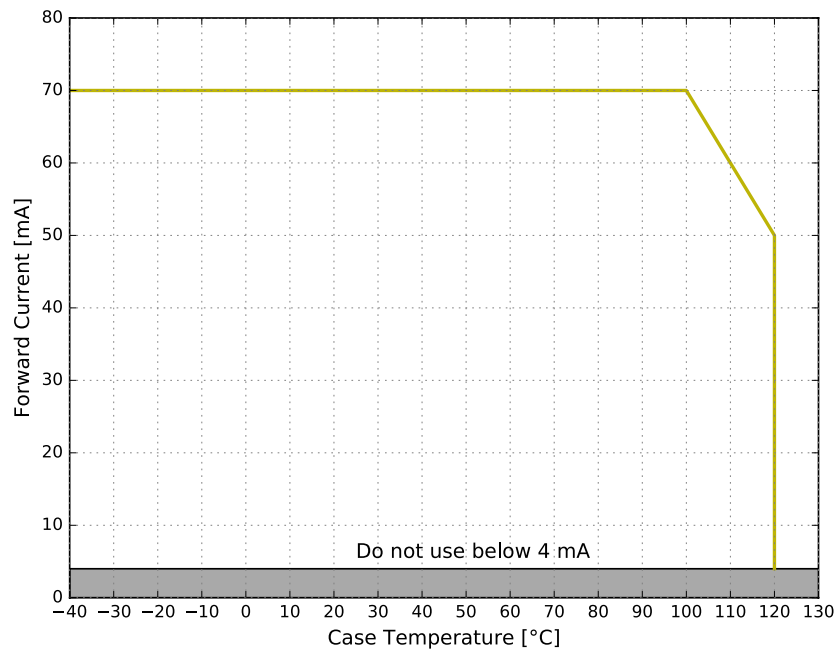


Figure 8: Maximum forward current vs. case temperature for LUXEON Versat 2020 50 AM

Product Bin and Labeling Definitions

Designing with LUXEON Versat 2020 50 AM

Flux bins supportable for car programs depend on product color and program start-of-production and end-of-production dates. Flux roadmaps by year and product color are maintained and available from the sales representative. Please contact a local sales representative to request the flux bin range with best supportability for program timing.

Decoding Product Bin Labeling

In the manufacturing of semiconductor products, there are variations in performance around the average values given in the technical datasheets. For this reason, Lumileds bins the LED components for luminous flux or radiometric power, color point, peak or dominant wavelength and forward voltage.

LUXEON Versat 2020 50 AM LEDs are labeled using a 3-digit alphanumeric CAT code following the format below:

A B C

Where:

- A** – designates luminous flux bin (example: C = 5.1 lumens to 6.1 lumens)
- B** – designates color code (example: 0 = 584 nm to 588 nm)
- C** – designates forward voltage bin (example: A = 2.35 V to 2.50 V)

Therefore, a LUXEON Versat 2020 50 AM with a lumen range of 5.1 to 6.1, color code of 0 and a forward voltage of 2.35 to 2.50 has the following CAT code:

C 0 D

LUXEON Versat 2020 50 AM LEDs with split flux bins are labeled using a 4-digit alphanumeric CAT code following the format below:

A B C D

Where:

- A B** – designates luminous flux bin at 50 mA (example: E1 = 7.3 lumens to 8.0 lumens, E0 = 7.3 lumens to 8.7 lumens)
- C** – designates color code (example: 1 = 588 nm to 592 nm)
- D** – designates forward voltage bin at 50 mA (example: C = 2.20 V to 2.35 V)

Therefore, a LUXEON Versat 2020 50 AM with a lumen range of 7.3 lumens to 8.7 lumens, a color code of 1, a forward voltage of 2.35 to 2.50 has the following CAT code:

E 0 1 D

Luminous Flux Bins

Table 6 lists the standard luminous flux bins for LUXEON Versat 2020 50 AM emitters. Product availability in a particular bin varies by color and platform start-of-production date. Contact your local sales representative for best supportability of programs.

Table 6. Luminous flux bin definitions for LUXEON Versat 2020 50 AM, $T_c = 25\text{ }^\circ\text{C}$

BIN	LUMINOUS FLUX ⁽¹⁾ (lm)	
	MINIMUM	MAXIMUM
D1	6.1	6.7
D2	6.7	7.3
E1	7.3	8.0
E2	8.0	8.7
F1	8.7	9.5
F2	9.5	10.4
G1	10.4	11.4
G2	11.4	12.5
H1	12.5	13.5
H2	13.5	15.0
J1	15.0	16.5
J2	16.5	18.0

Notes for Table 6:

1. Lumileds maintains a tolerance of $\pm 10\%$ on luminous flux measurements.
2. Lumileds offers half-bin flux options subject to review and implementation.

Color Codes

Table 7. Color code definitions for LUXEON Versat 2020 50 AM at 20 ms MP, 50 mA, $T_c = 25\text{ }^\circ\text{C}$

CODE	DOMINANT WAVELENGTH ⁽¹⁾ (nm)	
	MINIMUM	MAXIMUM
0	584	588
1	588	592

Notes for Table 7:

1. Lumileds maintains a tolerance of $\pm 0.5\text{nm}$ on dominant wavelength measurements.

Forward Voltage Bins

Table 8. Forward voltage bin definitions for LUXEON Versat 2020 50 AM at 20 ms MP, 50 mA, $T_c = 25\text{ }^\circ\text{C}$

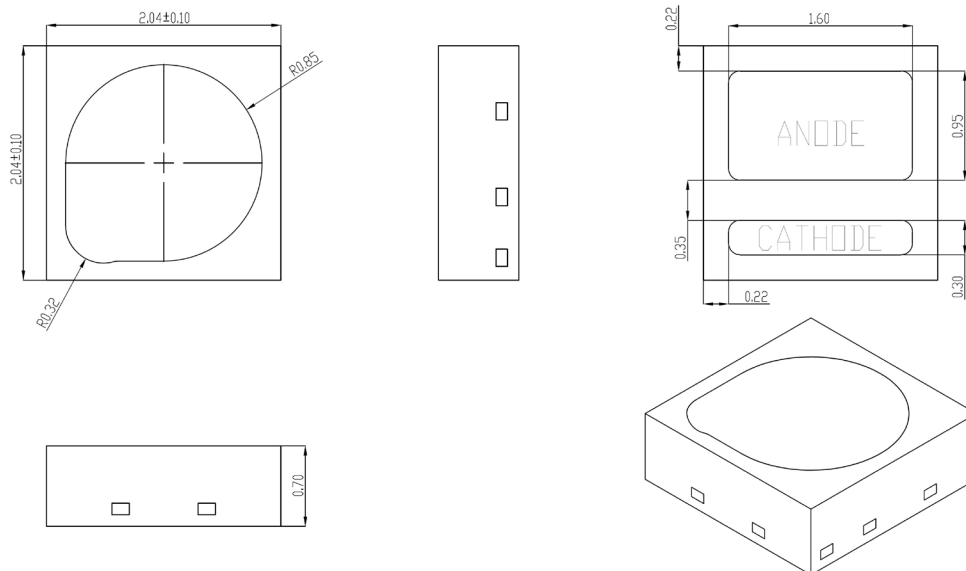
BIN	FORWARD VOLTAGE ⁽¹⁾ (V _f)	
	MINIMUM	MAXIMUM
A	1.90	2.05
B	2.05	2.20
C	2.20	2.35
D	2.35	2.50
E	2.50	2.65

Notes for Table 8:

1. Lumileds maintains a tolerance of $\pm 0.06\text{V}$ on forward voltage measurements.

Mechanical Dimensions

Figure 9. Mechanical dimensions for LUXEON Versat 2020 50 AM



Notes for Figure 9:

1. Drawings are not to scale.
2. All dimensions are in millimeters.

Reflow Soldering Guidelines

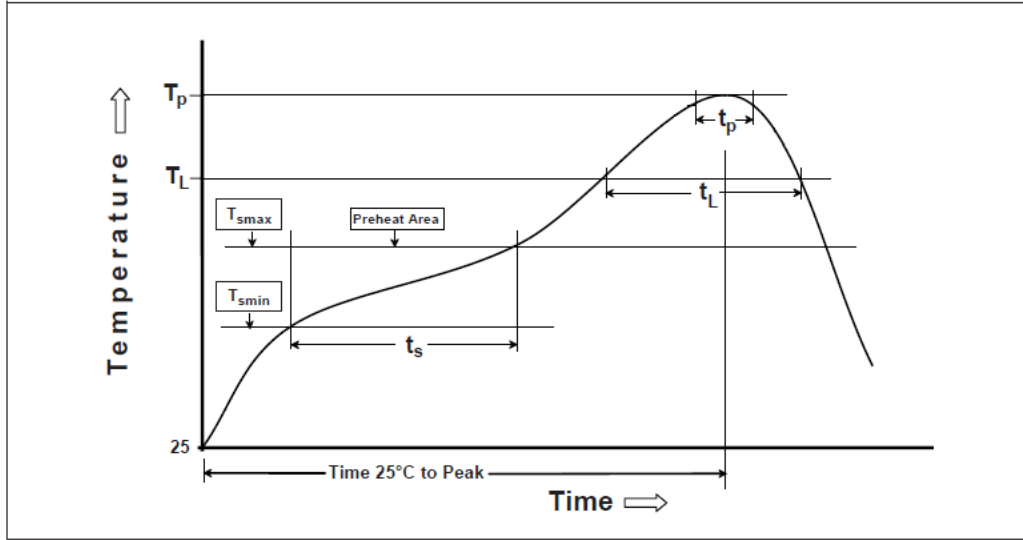


Figure 10. Visualization of the acceptable reflow temperature profile as specified in Table 9

Table 9. Reflow profile characteristics for LUXEON Versat 2020 50 AM

PROFILE FEATURE	LEAD FREE ASSEMBLY
Preheat Minimum Temperature (T_{smin})	150 °C
Preheat Maximum Temperature (T_{smax})	200 °C
Preheat Time (t_{smin} to t_{smax})	60 to 180 seconds
Ramp-Up Rate (T_L to T_p)	3 °C / second maximum
Liquidous Temperature (T_L)	217 °C
Time Maintained Above Temperature T_L (t_L)	60 to 150 seconds
Peak / Classification Temperature (T_p)	260 °C
Time Within 5 °C of Actual Peak Temperature (t_p)	20 to 40 seconds
Ramp-Down Rate (T_p to T_L)	6 °C / second maximum
Time 25 °C to Peak Temperature	8 minutes maximum

Notes for Table 9:

1. All temperatures refer to the application Printed Circuit Board (PCB), measured on the surface adjacent to the package body.

Packaging Information

Pocket Tape Dimensions

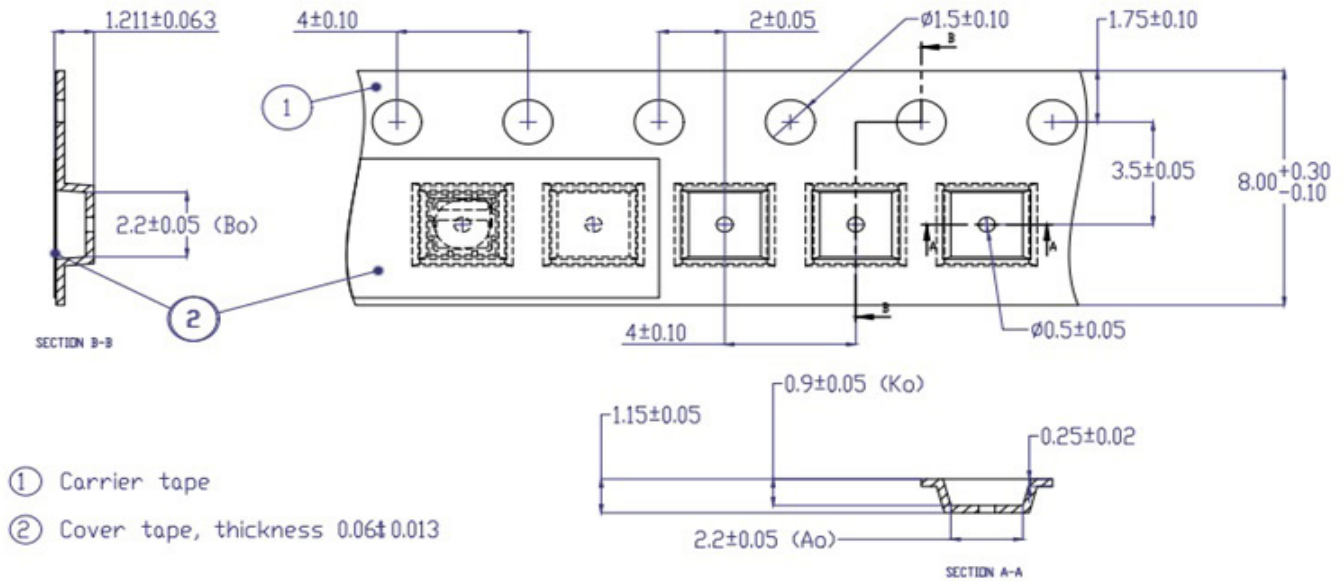


Figure 11. Pocket tape dimensions for LUXEON Versat 2020 50 AM

Notes for Figure 11:

1. Drawings are not to scale.
2. All dimensions are in millimeters.
3. Ao is the width of pocket, Ko is the depth of pocket, and Bo is the height of pocket.

Reel Dimensions

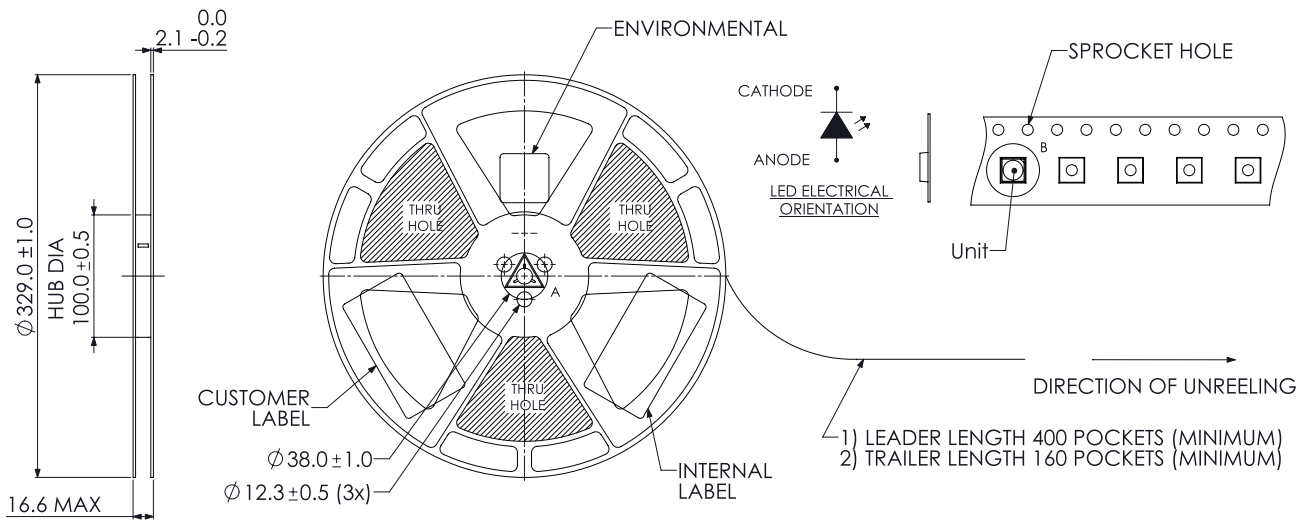


Figure 12. Reel dimensions for LUXEON Versat 2020 50 AM

Notes for Figure 12:

1. Drawings are not to scale.
2. All dimensions are in millimeters.

Product Labelling

LUXEON Versat 2020 50 AM LEDs are packaged in moisture barrier bags on reels. Both moisture barrier bag and reels have printed information providing part numbers with CAT codes that indicate luminous flux bin, color bins and forward voltage bins.




Figure 13. Example of a moisture barrier bag and reel label for LUXEON Versat 2020 50 AM

Notes for Figure 13:

Field labels not described are for Lumileds internal use only.

1. Total number of LED emitters in a shipment box.
2. Lumileds part number
3. Customer part number for custom requests only.
4. LED test date in YYWW format.
5. Unique product lot identification number. This number is required for traceability purposes.
6. Country code of origin of manufacturing of part (e.g. MY for Malaysia, CN for China) according to ISO 3166-1 alpha-2 document.
7. Product bin n-digit alphanumeric CAT code.

About Lumileds

Companies developing automotive, mobile, IoT and illumination lighting applications need a partner who can collaborate with them to push the boundaries of light. With over 100 years of inventions and industry firsts, Lumileds is a global lighting solutions company that helps customers around the world deliver differentiated solutions to gain and maintain a competitive edge. As the inventor of Xenon technology, a pioneer in halogen lighting and the leader in high performance LEDs, Lumileds builds innovation, quality and reliability into its technology, products and every customer engagement. Together with its customers, Lumileds is making the world safer, better and more beautiful—with light.

To learn more about our lighting solutions, visit lumileds.com.



©2024 Lumileds Holding B.V. All rights reserved.
LUXEON is a registered trademark of the Lumileds Holding B.V. in the United States and other countries.
lumileds.com

Neither Lumileds Holding B.V. nor its affiliates shall be liable for any kind of loss of data or any other damages, direct, indirect or consequential, resulting from the use of the provided information and data. Although Lumileds Holding B.V. and/or its affiliates have attempted to provide the most accurate information and data, the materials and services information and data are provided "as is," and neither Lumileds Holding B.V. nor its affiliates warrants or guarantees the contents and correctness of the provided information and data. Lumileds Holding B.V. and its affiliates reserve the right to make changes without notice. You as user agree to this disclaimer and user agreement with the download or use of the provided materials, information and data. A listing of Lumileds product/patent coverage may be accessed at lumileds.com/patents.