


LUXEON HL4Z

Superior flux density and flexibility for precision light controls.

LUXEON HL4Z is a specially designed high-power un-domed emitter suitable for outdoor and industrial applications like streetlights and high bay luminaires.

LUXEON HL4Z provides maximum lumen outputs, and overall system efficacy in an industry standard 3535 package with 3-stripe footprint. With plenty of light coming from a small LES device and flexibility of optical control, it is perfect for fixture designs need high flux density and precision light controls.



FEATURES AND BENEFITS

Highest lumens per emitter on smallest LES

Ability to drive at high maximum current

Industry standard 3535 package with 3-stripe footprint, suitable for existing designs with higher efficacy requirements

Special materials selection enables long lasting reliability in harsh environments

PRIMARY APPLICATIONS

Outdoor High Mast

Floodlights

Spotlights

High Bay

Low Bay

Torch

[More...](#)

Table of Contents

General Product Information	2
Product Test Conditions	2
Part Number Nomenclature	2
Lumen Maintenance	2
Environmental Compliance	2
Performance Characteristics	3
Product Selection Guide	3
Optical Characteristics	3
Electrical and Thermal Characteristics	3
Absolute Maximum Ratings	4
Characteristic Curves	4
Spectral Power Distribution Characteristics	4
Light Output Characteristics	6
Forward Current Characteristics	7
Radiation Pattern Characteristics	8
Product Bin and Labeling Definitions	9
Decoding Product Bin Labeling	9
Luminous Flux Bins	10
Color Bin Definitions	11
Forward Voltage Bins	12
Mechanical Dimensions	12
Reflow Soldering Guidelines	13
JEDEC Moisture Sensitivity	13
Solder Pad Design	14
Packaging Information	14
Pocket Tape Dimensions	14
Reel Dimensions	15
About Lumileds	16

General Product Information

Product Test Conditions

LUXEON HL4Z LEDs are tested and binned with a DC drive current of 1400mA, at a junction temperature, T_j , of 85°C.

Part Number Nomenclature

Part numbers for LUXEON HL4Z follow the convention below:

L 1 H Z – **A A B B** 4 **C** z z z z z z z

Where:

- A A** – can be any alphanumeric character that designates nominal ANSI CCT (for example, 30=3000K, 40=4000K, 50=5000K, 57=5700K, 65=6500K)
- B B** – can be any alphanumeric character that designates minimum CRI (for example, 70=70CRI, 80=80CRI, 90=90CRI)
- C** – can be alphanumeric character that designates performance options (for example, 0=Standard full distribution)
- zzzzzz – can be any alphanumeric character that can be used to designate customer-specific options

Therefore, the following part number is used for a LUXEON HL4Z 4000K 70CRI LED:

L 1 H Z – **4 0 7 0** 4 **0** 0 0 0 0 0 0

Lumen Maintenance

Please contact your local Sales Representative or Lumileds Technical Solutions Manager for more information about the long-term performance of this product.

Environmental Compliance

Lumileds Holding B.V. is committed to providing environmentally friendly products to the solid-state lighting market. LUXEON HL4Z is compliant to the European Union directives on the restriction of hazardous substances in electronic equipment, namely the RoHS Directive 2011/65/EU including amendments 2015/863/EU & 2017/2102/EU and REACH Regulation (EC) 1907/2006. Lumileds Holding B.V. will not intentionally add the following restricted materials to its products: lead, mercury, cadmium, hexavalent chromium, polybrominated biphenyls (PBB) or polybrominated diphenyl ethers (PBDE).

Performance Characteristics

Product Selection Guide

Table 1. Product performance of LUXEON HL4Z at 1400mA, $T_j=85^\circ\text{C}$

NOMINAL CCT	MINIMUM R9 ^[3]	MINIMUM CRI ^[1]	LUMINOUS FLUX ^[2] (lm)		TYPICAL LUMINOUS EFFICACY (lm/W)	PART NUMBER
			MINIMUM	TYPICAL		
			1400mA			
3000K	-40	70	560	622	154	L1HZ-3070400000000
4000K	-40	70	585	649	161	L1HZ-4070400000000
5000K	-40	70	590	653	162	L1HZ-5070400000000
5700K	-40	70	595	664	165	L1HZ-5770400000000
6500K	-40	70	595	664	165	L1HZ-6570400000000
3000K	0	80	475	536	133	L1HZ-3080400000000
4000K	0	80	510	585	145	L1HZ-4080400000000
5000K	0	80	520	597	148	L1HZ-5080400000000
5700K	0	80	525	601	149	L1HZ-5780400000000
3000K	50	90	395	456	113	L1HZ-3090400000000
4000K	50	90	405	487	121	L1HZ-4090400000000
5000K	50	90	415	497	123	L1HZ-5090400000000
5700K	50	90	470	533	132	L1HZ-5790400000000

Notes for Table 1:

- Lumileds maintains a tolerance of ± 2 on CRI.
- Lumileds maintains a tester tolerance of $\pm 6.5\%$ on luminous flux measurements.
- Lumileds maintains a tester tolerance of ± 6.5 on R9 measurements.

Optical Characteristics

Table 2. Optical characteristics for LUXEON HL4Z at 1400mA, $T_j=85^\circ\text{C}$

PART NUMBER	TYPICAL TOTAL INCLUDED ANGLE ^[1]	TYPICAL VIEWING ANGLE ^[2]
L1HZ-xxxx4x0000000	135°	115°

Notes for Table 2:

- Total angle at which 90% of total luminous flux is captured.
- Viewing angle is the off axis angle from the LED centerline where the luminous intensity is $\frac{1}{2}$ of the peak value.

Electrical and Thermal Characteristics

Table 3. Electrical and thermal characteristics for LUXEON HL4Z at 1400mA, $T_j=85^\circ\text{C}$

PART NUMBER	FORWARD VOLTAGE ^[1] (V_f)			TYPICAL TEMPERATURE COEFFICIENT OF FORWARD VOLTAGE ^[2] (mV/°C)	TYPICAL THERMAL RESISTANCE—JUNCTION TO SOLDER PAD (°C/W)
	MINIMUM	TYPICAL	MAXIMUM		
L1HZ-xxxx400000000	2.70	2.88	3.10	-1.6	1.0

Notes for Table 3:

- Lumileds maintains a tolerance of $\pm 0.1\text{V}$ on forward voltage measurements.
- Measured between 25°C and 110°C .

Absolute Maximum Ratings

Table 4. Absolute maximum ratings for LUXEON HL4Z

PARAMETER	MAXIMUM PERFORMANCE	
DC Forward Current ^[1, 2, 5]	3A	4.0A
Peak Pulsed Forward Current ^[1, 3]	3A	4.0A
LED Junction Temperature ^[1] (DC & Pulse)	150°C	135°C
ESD Sensitivity (ANSI/ESDA/JEDEC JS-001-2012)	Class 3B	
Operating Case Temperature ^[1]	-40°C to 135°C	
LED Storage Temperature	-40°C to 135°C	
Soldering Temperature	JEDEC 020c 260°C	
Allowable Reflow Cycles	3	
Reverse Voltage ^[4] ($V_{reverse}$)	LUXEON LEDs are not designed to be driven in reverse bias	

Notes for Table 4:

1. Proper current derating must be observed to maintain the junction temperature below the maximum allowable junction temperature.
2. Residual periodic variations due to power conversion from alternating current (AC) to direct current (DC), also called "ripple," with frequencies $\geq 100\text{Hz}$ and amplitude $\leq 15\%$ of the maximum allowable DC forward current are acceptable, assuming the average current throughout each cycle does not exceed the maximum allowable DC forward current at the corresponding maximum junction temperature.
3. Pulsed operation with a peak drive current equal to the stated peak pulsed forward current is acceptable if the pulse on-time is $\leq 5\text{ms}$ per cycle and the duty cycle is $\leq 50\%$.
4. Transient reverse voltages and surge currents due to electrical switching or supply interruptions are acceptable if these events do not last for more than 10ms, the amplitude of the reverse voltage does not exceed 5V and the reverse current is less than 220uA.
5. For torch application with portable battery source, maximum surge transient current during the initial turn-on is 3.5A for 180ms and thereafter not to exceed DC maximum rating current and LED junction temperature.

Characteristic Curves

Spectral Power Distribution Characteristics

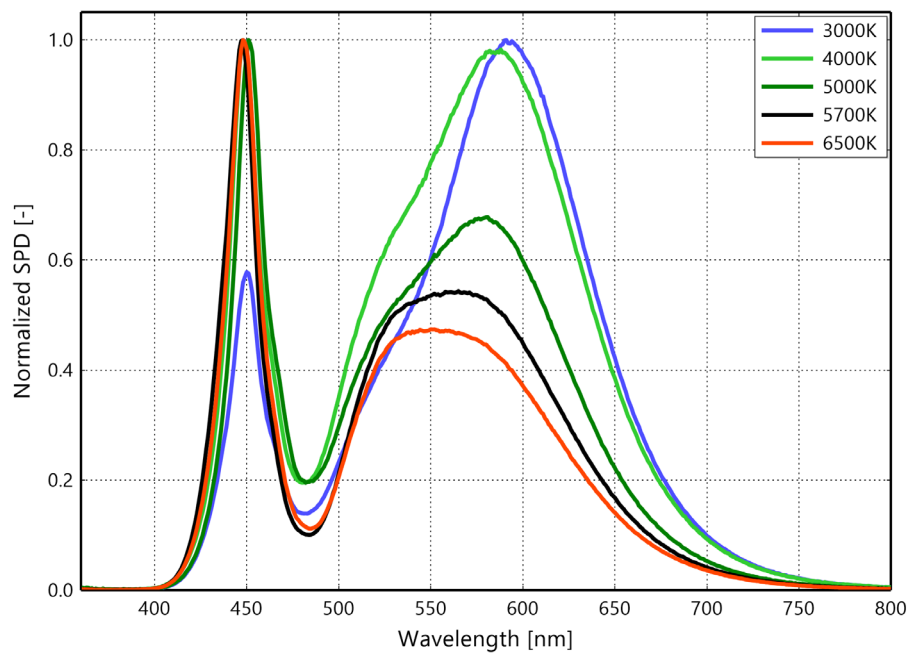


Figure 1a. Typical normalized power vs. wavelength for LUXEON HL4Z 70 CRI at 1400mA, $T_j=85^\circ\text{C}$

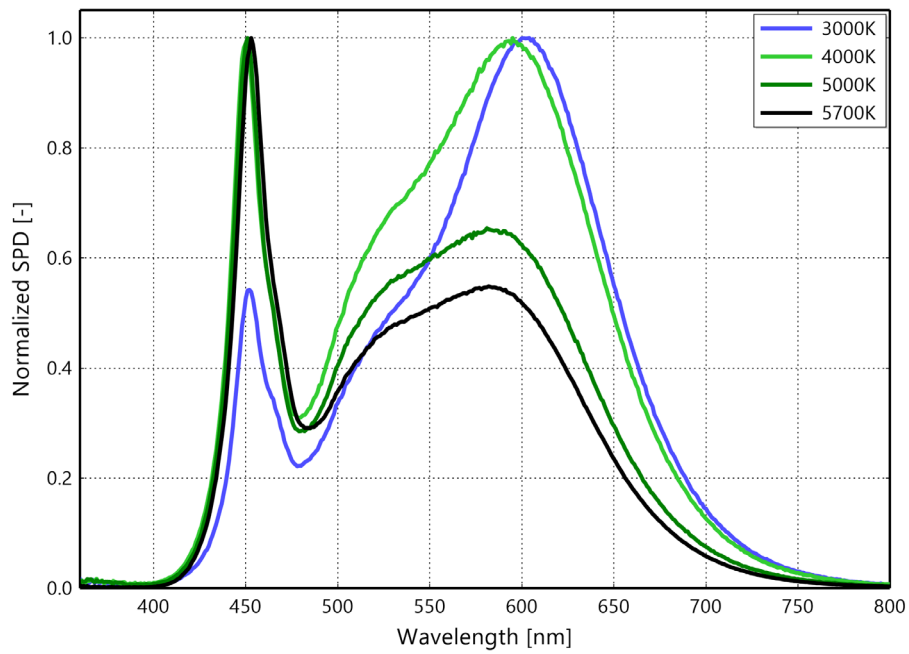


Figure 1b. Typical normalized power vs. wavelength for LUXEON HL4Z 80 CRI at 1400mA, $T_j=85^\circ\text{C}$

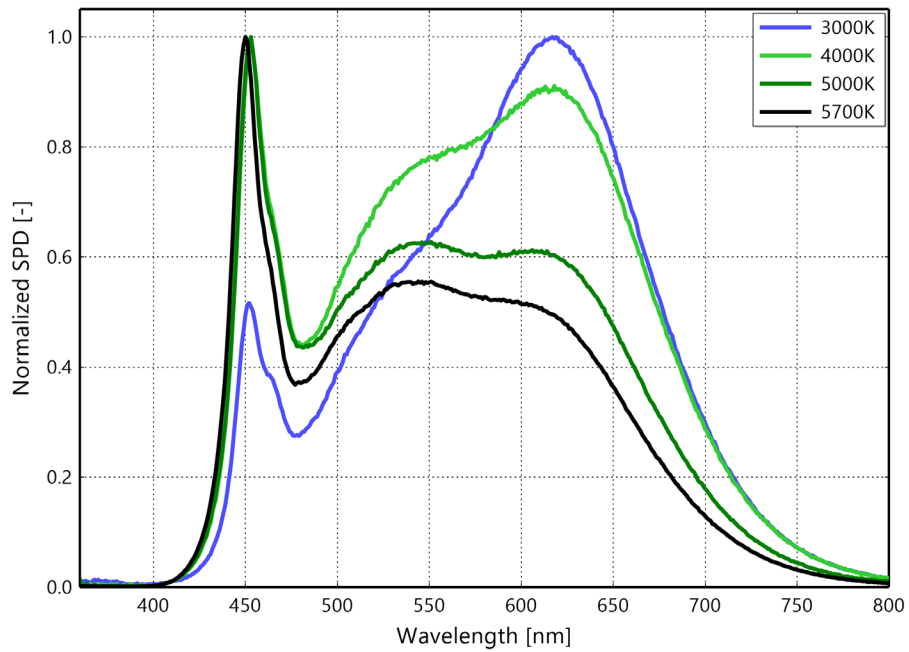


Figure 1c. Typical normalized power vs. wavelength for LUXEON HL4Z 90 CRI at 1400mA, $T_j=85^\circ\text{C}$

Light Output Characteristics

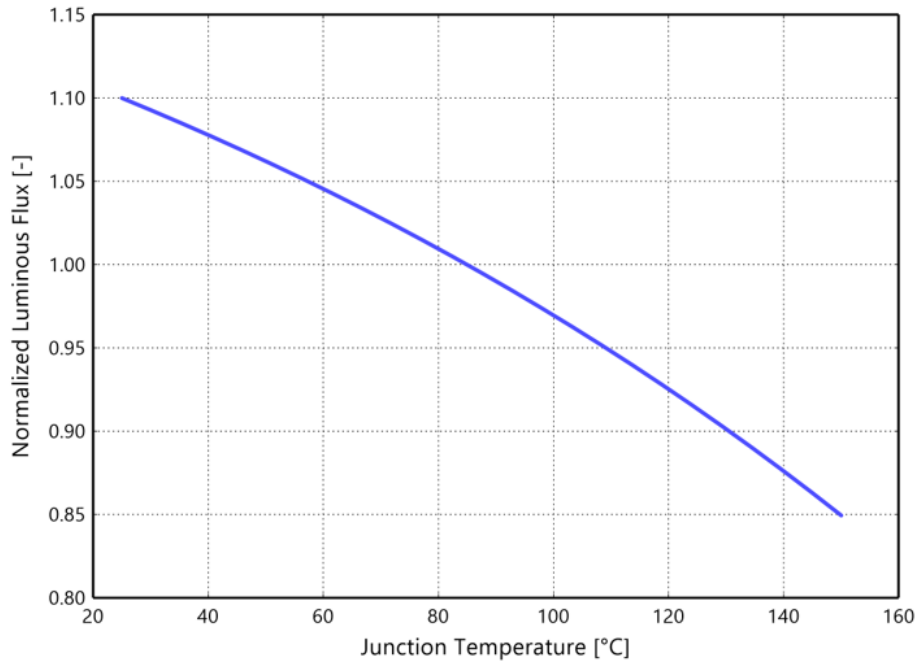


Figure 2. Typical normalized light output vs. junction temperature for LUXEON HL4Z at 1400mA

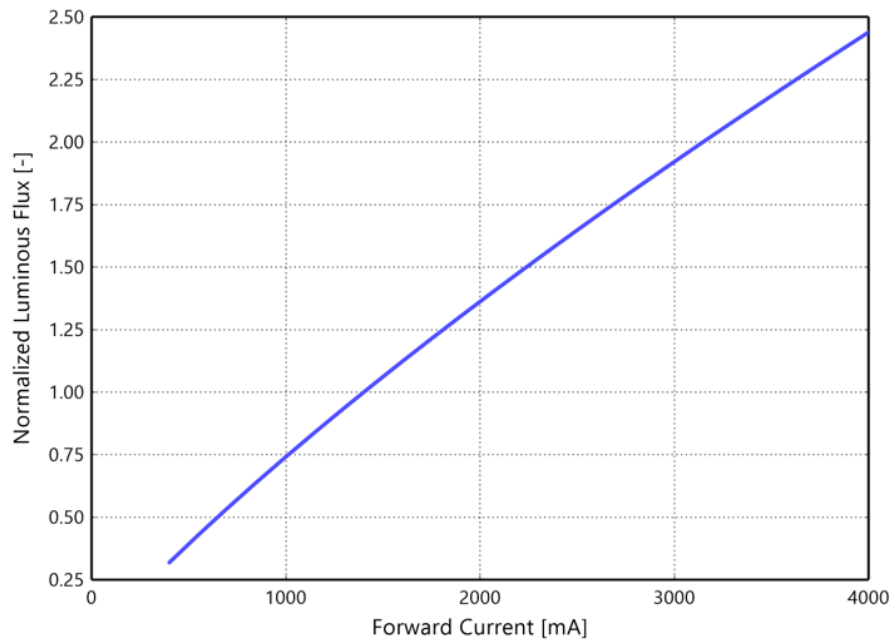


Figure 3. Typical normalized light output vs. forward current for LUXEON HL4Z at 1400mA, $T_j = 85^\circ\text{C}$

Forward Current Characteristics

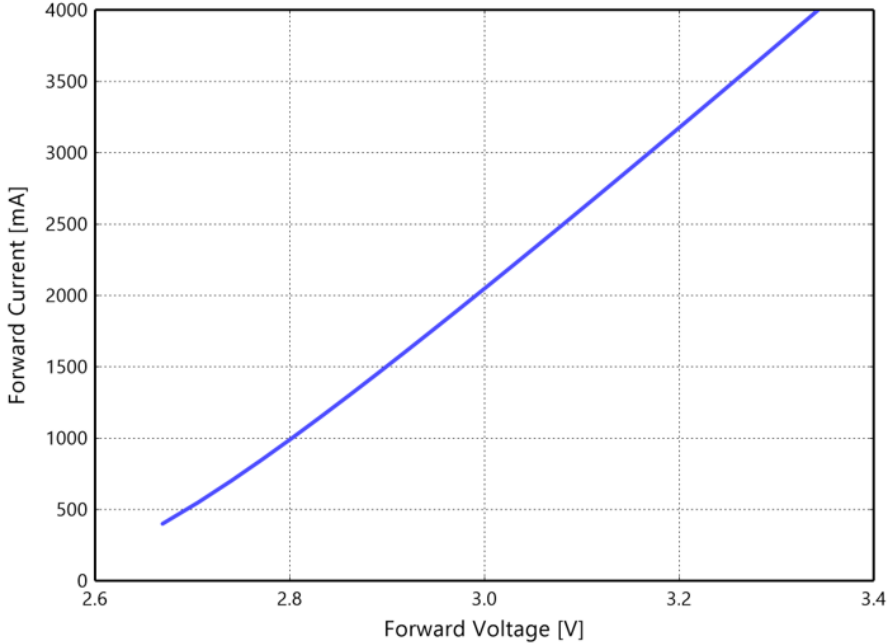


Figure 4. Typical forward current vs. forward voltage for LUXEON HL4Z at $T_j=85^\circ\text{C}$

Radiation Pattern Characteristics

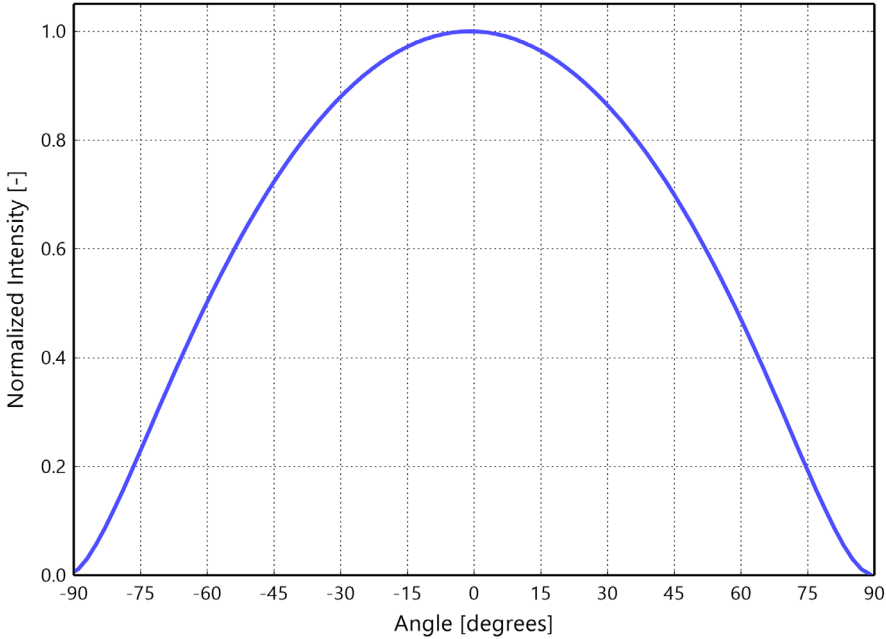


Figure 5. Typical radiation pattern for LUXEON HL4Z at 1400mA, T_j=85°C

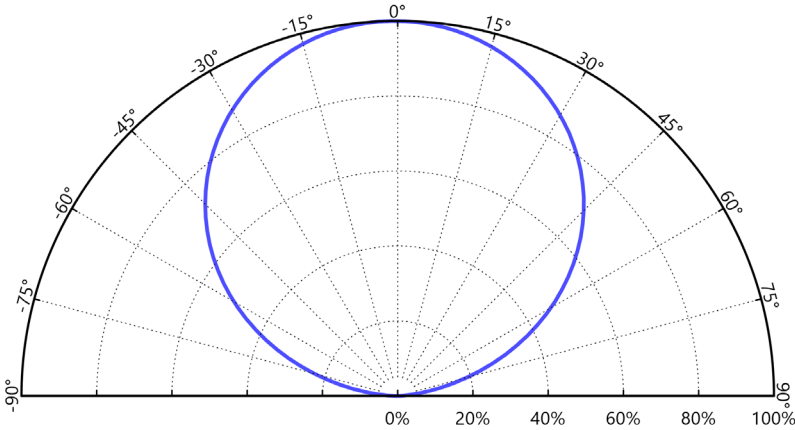


Figure 6. Typical polar radiation pattern for LUXEON HL4Z at 1400mA, T_j=85°C

Product Bin and Labeling Definitions

Decoding Product Bin Labeling

In the manufacturing of semiconductor products, there are variations in performance around the average values given in the technical datasheet. For this reason, Lumileds bins LED components for luminous flux or radiometric power, color point, peak or dominant wavelength and forward voltage.

LUXEON HL4Z LEDs are labeled using a 4-digit alphanumeric CAT code following the format below:

A B C D

Where:

- A** – designates luminous flux bin (example: T=480 to 510 lm, B=720 to 750 lm)
- B** – designates color bin (example: 1=6500K, 2=5700K, 3=5000K, 5=4000K, 7=3000K)
- C** – designates color space (example: 5/A/B/C/D=5-step MacAdam ellipse, 3=3-step MacAdam ellipse)
- D** – designates forward voltage bin (example: V= 2.70 to 2.90V, W=2.90 to 3.10V)

Therefore, a LUXEON HL4Z 4000K 70CRI with a lumen range of 660 to 690 lm, color bin of 55 and a forward voltage range of 2.70 to 2.90V has the following CAT code:

Z 5 5 V

Luminous Flux Bins

Table 5 lists the standard luminous flux bins for LUXEON HL4Z emitters. Although several bins are outlined, product availability in a particular bin varies by production run and by product performance. Not all bins are available in all CCTs.

Table 5. Luminous flux bin definitions for LUXEON HL4Z

BIN	LUMINOUS FLUX ⁽¹⁾ (lm)	
	MINIMUM	MAXIMUM
6	150	180
H	180	210
J	210	240
K	240	270
L	270	300
M	300	330
N	330	360
P	360	390
Q	390	420
R	420	450
S	450	480
T	480	510
U	510	540
V	540	570
W	570	600
X	600	630
Y	630	660
Z	660	690
A	690	720
B	720	750
C	750	780

Notes for Table 5:

1. Lumileds maintains a tolerance of $\pm 6.5\%$ on luminous flux measurements.

Color Bin Definitions

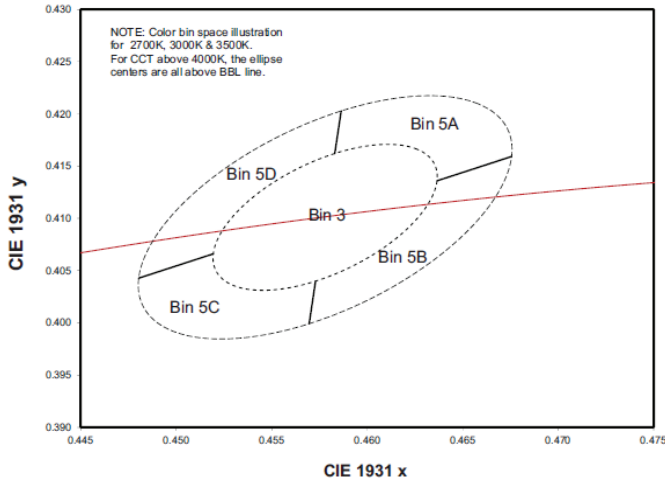


Figure 7. Color space definition for LUXEON HL4Z

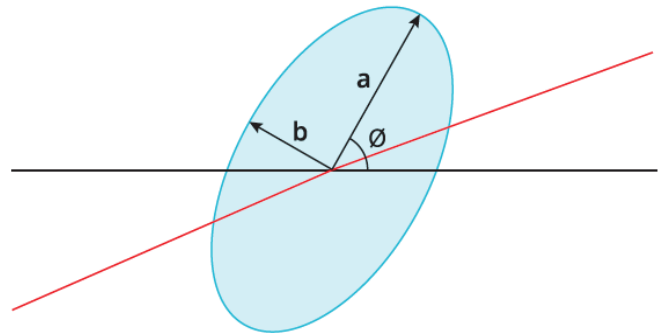


Figure 8. 5-step MacAdam ellipse illustration for Table 6

Table 6. 5-step MacAdam ellipse color bin definitions for LUXEON HL4Z

NOMINAL CCT	COLOR SPACE	CENTER POINT ^[1] (cx, cy)	MAJOR AXIS, a	MINOR AXIS, b	ELLIPSE ROTATION ANGLE, θ
3000K	Single 5-step MacAdam ellipse	(0.4338, 0.4030)	0.013 900	0.006 800	53.22°
4000K	Single 5-step MacAdam ellipse	(0.3818, 0.3797)	0.015 650	0.006 700	53.72°
5000K	Single 5-step MacAdam ellipse	(0.3447, 0.3553)	0.013 700	0.005 900	59.62°
5700K	Single 5-step MacAdam ellipse	(0.3287, 0.3417)	0.012 425	0.005 325	59.09°
6500K	Single 5-step MacAdam ellipse	(0.3123, 0.3282)	0.011 150	0.004 750	58.57°

Notes for Table 6:

1. Lumileds maintains a tolerance of ±0.005 on x and y coordinates in the CIE 1931 color space.

Table 7. Correlated color temperature bin definitions for LUXEON HL4Z

BIN	CCT
1	6500K
2	5700K
3	5000K
5	4000K
7	3000K

Table 8. MacAdam ellipse color space definitions for LUXEON HL4Z

BIN	SDCM
3	3-step MacAdam ellipse (70,80,90 CRI)
5	5-step MacAdam ellipse (70 CRI)
A	5-step MacAdam ellipse (80,90 CRI)
B	5-step MacAdam ellipse (80,90 CRI)
C	5-step MacAdam ellipse (80,90 CRI)
D	5-step MacAdam ellipse (80,90 CRI)

Forward Voltage Bins

Table 9. Forward voltage bin definitions for LUXEON HL4Z

BIN	FORWARD VOLTAGE ⁽¹⁾ (V _F)	
	MINIMUM	MAXIMUM
V	2.7	2.9
W	2.9	3.1

Notes for Table 9:

1. Lumileds maintains a tolerance of $\pm 0.1V$ on forward voltage measurements.

Mechanical Dimensions

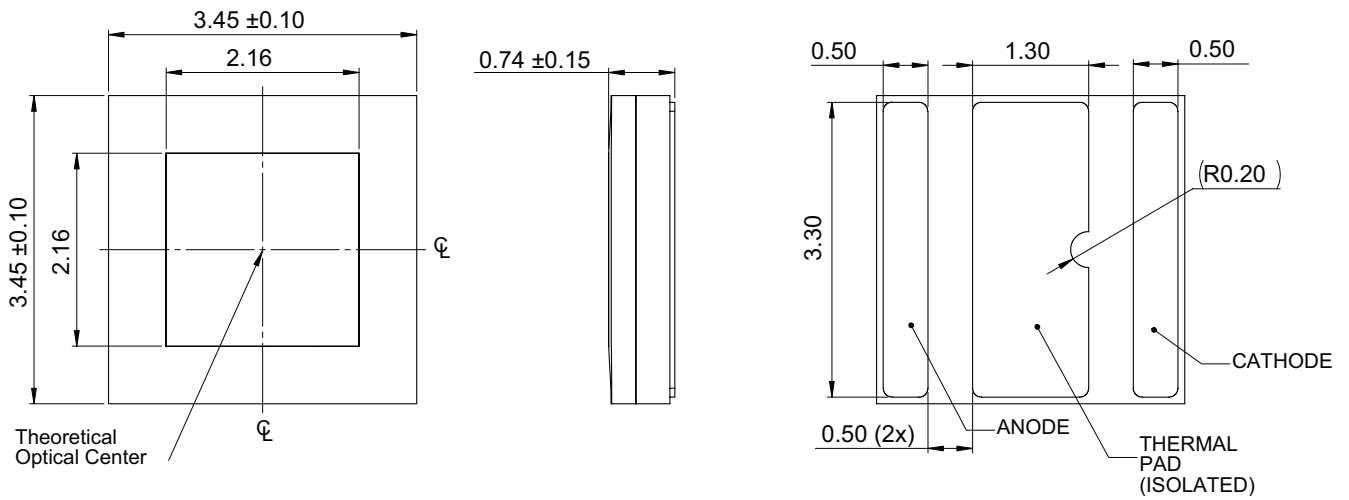


Figure 9. Mechanical dimensions for LUXEON HL4Z

Notes for Figure 9:

1. Drawings are not to scale.
2. All dimensions are in millimeters.

Reflow Soldering Guidelines

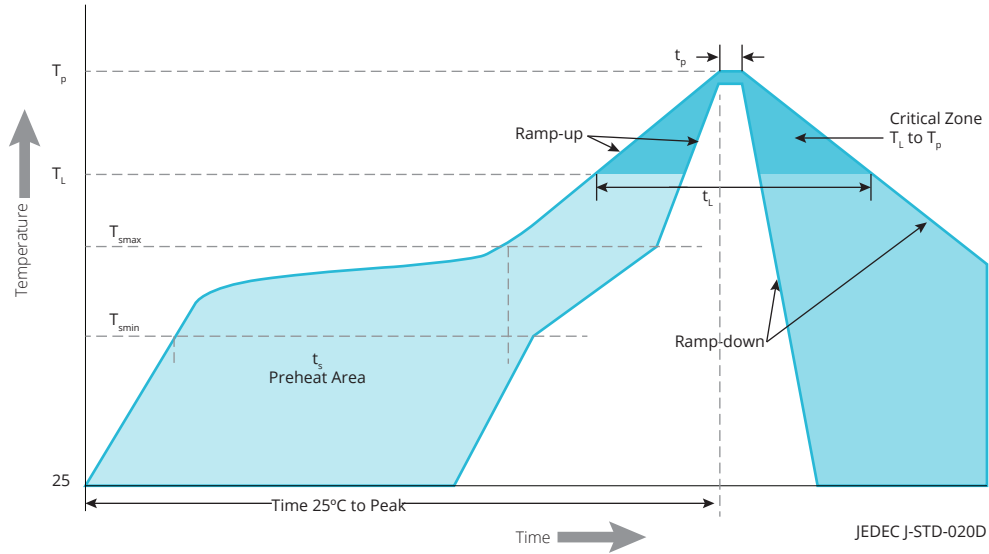


Figure 10. Visualization of the acceptable reflow temperature profile as specified in Table 10

Table 10. Reflow profile characteristics for LUXEON HL4Z

PROFILE FEATURE	LEAD-FREE ASSEMBLY
Preheat Minimum Temperature (T_{smin})	150°C
Preheat Maximum Temperature (T_{smax})	200°C
Preheat Time (t_{smin} to t_{smax})	60 to 180 seconds
Ramp-Up Rate (T_L to T_p)	3°C / second maximum
Liquidous Temperature (T_L)	217°C
Time Maintained Above Temperature T_L (t_t)	60 to 150 seconds
Peak / Classification Temperature (T_p)	260°C
Time Within 5°C of Actual Peak Temperature (t_p)	20 to 40 seconds
Ramp-Down Rate (T_p to T_L)	6°C / second maximum
Time 25°C to Peak Temperature	8 minutes maximum

Notes for Table 10:

1. All temperatures refer to the application Printed Circuit Board (PCB), measured on the surface adjacent to the package body.

JEDEC Moisture Sensitivity

Table 11. Moisture sensitivity levels for LUXEON HL4Z

LEVEL	FLOOR LIFE		SOAK REQUIREMENTS STANDARD	
	TIME	CONDITIONS	TIME	CONDITIONS
1	Unlimited	≤30°C / 85% RH	168 Hours +5 / -0	85°C / 85% RH

Solder Pad Design

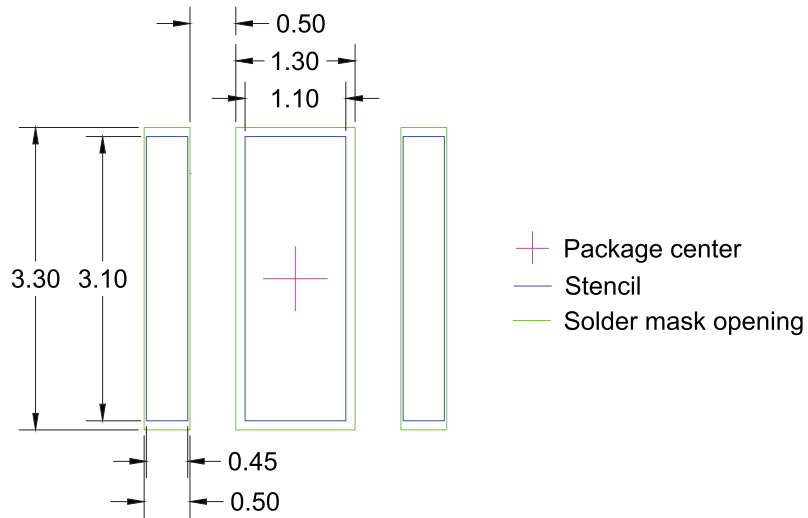


Figure 11. Recommended PCB solder pad layout for LUXEON HL2X

Notes for Figure 11:
 1. Drawings are not to scale.
 2. All dimensions are in millimeters.

Packaging Information

Pocket Tape Dimensions

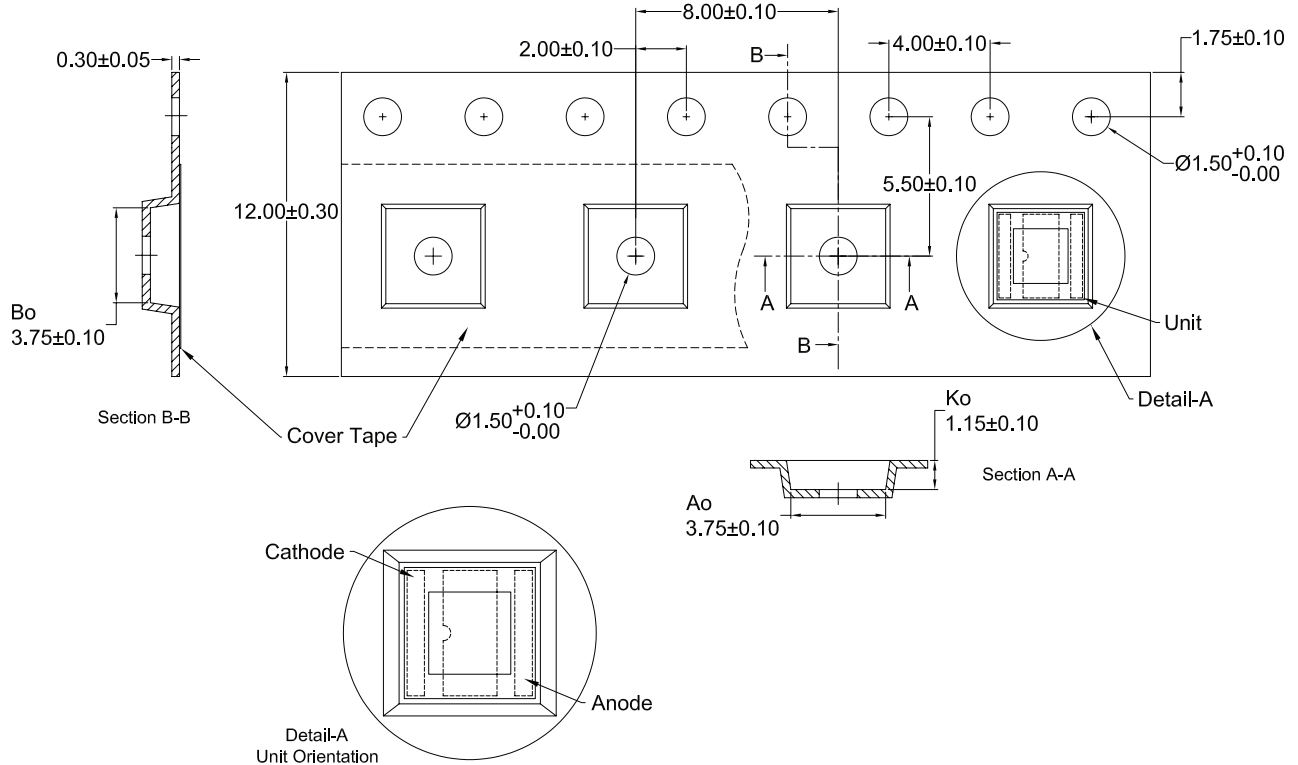


Figure 12. Pocket tape dimensions for LUXEON HL4Z

Notes for Figure 12:
 1. Drawings are not to scale.
 2. All dimensions are in millimeters.

Reel Dimensions

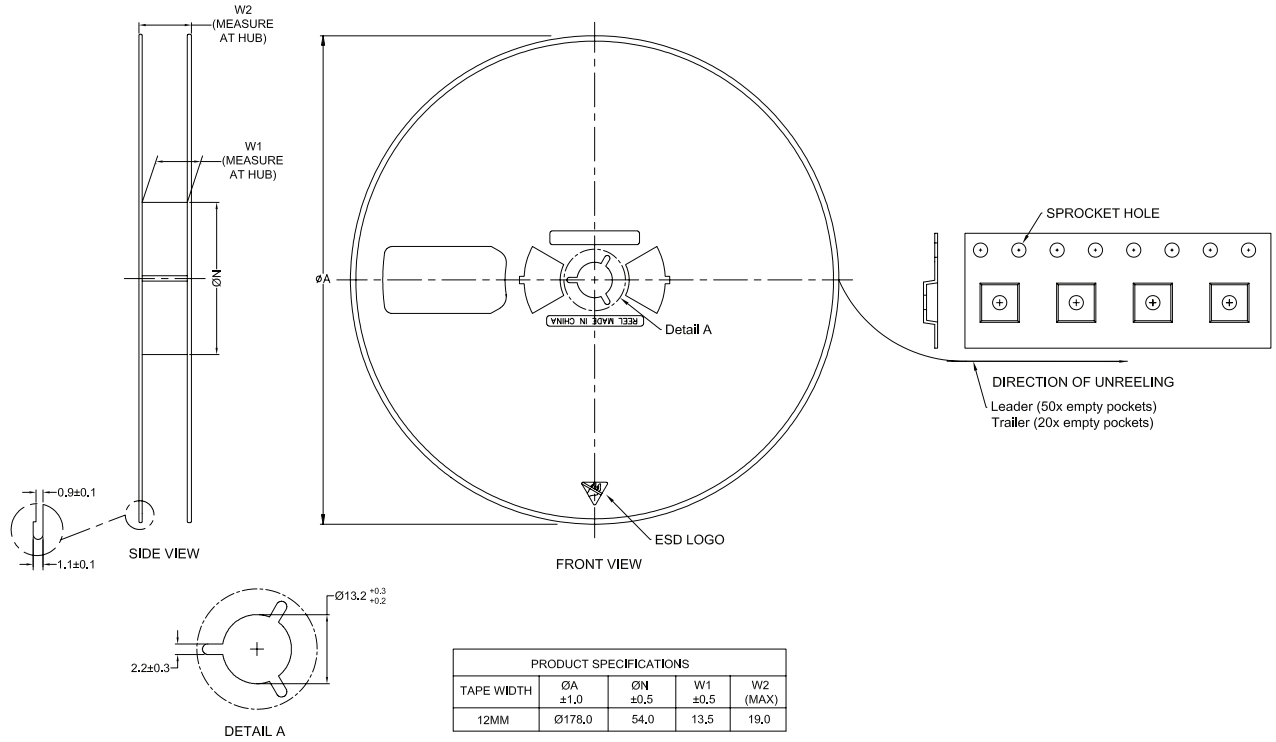


Figure 13. Reel dimensions for LUXEON HL4Z

Notes for Figure 13:

1. Drawings are not to scale.
2. All dimensions are in millimeters.
3. 800 pieces per reel for LUXEON HL4Z.

About Lumileds

Lumileds is a global leader in LED and microLED technology, innovation, and solutions for the automotive, display, illumination, mobile, and other markets where light sources are essential. Our approximately 3,500 employees operate in over 15 countries and partner with our customers to deliver never before possible solutions for lighting, safety, and well-being.

To learn more about our lighting solutions, visit lumileds.com.



©2026 Lumileds Holding B.V. All rights reserved.
LUXEON is a registered trademark of the Lumileds Holding B.V. in the United States and other countries.

lumileds.com

Neither Lumileds Holding B.V. nor its affiliates shall be liable for any kind of loss of data or any other damages, direct, indirect or consequential, resulting from the use of the provided information and data. Although Lumileds Holding B.V. and/or its affiliates have attempted to provide the most accurate information and data, the materials and services information and data are provided "as is," and neither Lumileds Holding B.V. nor its affiliates warrants or guarantees the contents and correctness of the provided information and data. Lumileds Holding B.V. and its affiliates reserve the right to make changes without notice. You as user agree to this disclaimer and user agreement with the download or use of the provided materials, information and data. A listing of Lumileds product/patent coverage may be accessed at lumileds.com/patents.